

350500 Dynamic Pressure Charge Amplifier

Datasheet

Bently Nevada Machinery Condition Monitoring

145828 Rev. T



Description

The 350500 Dynamic Pressure Charge Amplifier (DPCA) is a component in a dynamic pressure sensing system. This sensing system, which monitors pressure pulsations that result from combustion instability in gas turbine engines, consists of a charge-coupled piezoelectric pressure sensor, low noise interconnect cable, 350500 charge amplifier, and monitoring device.

The dynamic pressure sensor should be a high temperature piezoelectric type that converts dynamic pressure to an output signal scaled in pico-coulombs per unit of pressure. The 350500 charge amplifier design allows its use with a number of sensors designed to monitor combustion instability.

The interconnect cable, which connects the sensor with the charge amplifier, is a specially designed low-noise, environmentally robust cable. The 350500 DPCA offers two interconnect cable options.

The 350500 charge amplifier converts the sensor charge signal to a low impedance voltage output signal. This signal is suitable for Bently Nevada monitors such as the 3500/64 Dynamic Pressure Monitor. The electrical interface from the monitor to the charge amplifier, which consists of -24 Vdc power, common, and signal, is the same as that for a Bently Nevada Proximitar. Appropriate safety barriers can be used between the charge amplifier and the monitoring device.



Specifications

All Specifications are at 23 °C ± 2 °C, (73.4 °F ± 3.6 °F)

Installation

Install per Installation Drawing 145131 in a safe area or CSA \NRTL\C Class I Division 2, Group A, B, C, or D hazardous area or Class I Zone 2 IIC.

Install per Drawing 146821 for Intrinsically Safe Division 1 or Class I Zone 0 IIC applications.

350500 Electrical Specifications

Power

Supply Voltage (at the module)	- 19.60 Vdc to - 26 Vdc when no safety barriers are used -17.75 Vdc to - 26 Vdc when safety barriers are used.
Supply Current	14.68 mA maximum with no load 11.69 mA typical with no load

Signal

Input Sensitivity	Ordered option: 13.8 pC/psi (200 pC/bar) 16 pC/psi (232 pC/bar) 1200 pC/psi (17,404 pC/bar) 12 pC/psi (174 pC/bar) 60 pC/psi (870 pC/bar)
-------------------	--

Expected Sensor Pole-to-Pole Capacitance for Different Input Sensitivities

Input Sensitivity Option in pC/psi	Nominal Pole-Pole Capacitance in picofarads
13.8	320
16	60 to 90
1200	6,300
12	100
60	300
Output	Ordered option:

Sensitivity	100 millivolt/psi (1.45 Volt/bar) ±2% @ 150 Hz
Dynamic Range	±50 psi pk
Common Mode Rejection	-40 dB or better in the passband.
Output Resistance Frequency Response	50 ohm typical Ordered option: High Low (See Figure 1)

Physical

Dimensions	See figures 3 and 4
Weight	246 grams (8.7 oz)
Mounting	Panel mount and 35 mm DIN rail mount options. (See Figures 3 and 4)
Power/Signal Connector and Wiring	Three-conductor SpringLoc terminal strip for power, instrument common, and signal output. Accepts wire sizes of: 0.2 mm ² to 1.5 mm ² (16 to 24 AWG) without ferrules, and 0.25 mm ² to 0.75 mm ² (18 to 23 AWG) with ferrules. Recommended field wiring is a three-conductor shielded triad. Maximum length of 305 metre (1000 feet) between the charge amplifier and the monitor.
Sensor Connector	Two-pin LEMO EXG.0B.302.HLN (mates to LEMO FGG.0B.302 or equivalent) or Three-pin MIL Connector MS31128-3P (mates to MS3116F8-3S or equivalent)

Environmental Limits

Operating Temperature	-20 °C to +70 °C (-4 °F to +158 °F)
-----------------------	-------------------------------------

Storage Temperature	-40 °C to + 85 °C (-40 °F to +185 °F)
Operating and Storage Humidity	0% to 95% relative non-condensing

145536 Interconnect Cable Specifications

Unless noted otherwise all Specifications are at 23±2°C, (73.4°F ±3.6°F)

The 145536 Interconnect Cable is a double shielded, double jacketed, low noise treated, twisted pair cable designed specifically for use with the 350500 DPCA.

Sensor Connector	MS3106F-10SL-4S (Mil spec two pin connector) or MS31128-3P (Mil spec three pin connector)
Charge Amp Connector	LEMO FGG.0B.302.CLAD.56 or Three-pin MIL Connector MS31128-3P
Cable Operating Temperature	150° C maximum (302° F)
Conductor to Conductor Capacitance	30 pF/ft nominal

145693 Interconnect Cable Specifications

Unless noted otherwise all Specifications are at 23±2 °C, (73.4 °F ±3.6 °F)

The 145693 Interconnect Cable is a double shielded, double jacketed, low noise treated, twisted pair cable designed specifically for use with the 350500 DPCA. It can be ordered in lengths from 1 to 15 metres in 1-metre increments.

Sensor Connector	M83723/95G10207 (Mil spec two pin connector) or
------------------	--

	MS3116F8-3S (Mil spec three pin connector)
Charge Amp Connector	LEMO FGG.0B.302.CLAD.56 or Three-pin MIL Connector MS31128-3P
Cable Operating Temperature:	200 °C maximum (392° F)
Conductor to conductor capacitance	70 pF/ft nominal

Housing Specifications

330181 Housing.

See Data Sheet (document 141195) for Specifications and Ordering Information. This housing is used with 3300 XL Proximitors and can also be used for the 350500.

Up to six (6) DPCAs can be mounted in panel mount configuration and up to eight (8) in DIN mount configuration.

Compliance and Certifications

FCC

This device complies with part 15 of the FCC Rules. Operation is subject to the following two conditions:

- This device may not cause harmful interference.
- This device must accept any interference received, including interference that may cause undesired operation.

RoHS

RoHS Directive 2011/65/EU

ATEX (where the applicable dash option has been ordered)

EN 60079-0

EN 60079-7

EN 60079-11

EN 60079-15

ATEX Directive 2014/34/EU

Hazardous Area Approvals

ATEX/IECEx

350500, 350501



II 1 G Ex ia IIC T5 Gc
II 3 G Ex nA IIC T5 Gc
II 3 G Ex ec IIC T54 Gc

T5 @ Ta = -20°C to +70°C

Ordering Information

Dynamic Pressure Charge Amplifier

350500-AA-BB-CC-DD-EE

A: Input Sensitivity Option

0 0	16 pC/psi (232 pC/bar)
0 1	1200 pC/psi (17,404 pC/bar)
0 2	13.8 pC/psi (200 pC/bar)
0 3	12 pC/psi (174 pC/bar)
0 4	60 pC/psi (870 pC/bar)

B: Low Pass Frequency Option (See Figure 1)

0 0	High
0 1	Low

C: Output Sensitivity Option

0 0	100 mV/psi (1.45 V/bar)
------------	-------------------------

D: Mounting Option

0 0	Panel Mount, LEMO Connector
0 1	35 mm DIN Mount, LEMO Connector
0 2	No Mounting Hardware, LEMO connector
†1 0	Panel Mount, MIL Connector
†1 1	Din Mount, MIL Connector
†1 2	No Mounting Hardware, MIL Connector



Ordering options 10, 11 or 12 for D limits the input sensitivity option (ordering option A) to be either 00 (16 pC/psi (232 pC/bar)) or 04 (60 pC/psi (870 pC/bar)).

E: Approvals

0 0	No Approvals
0 1	CSA/NRT/L Class 1 Div 2, Groups A,B,C,D
0 5	Multi Agency Approvals

Interconnect Cables

145536 -01	This cable is 15.24 metres long (50 feet) and has a MS3106F-10SL-4S sensor connector.
145536 -02	Identical to -01 with overmold on the sensor side connector.
145693 - AA	This cable has a M83723/95G10207 sensor side connector and can be ordered in lengths from 1 metre to 15 metre in 1-metre increments (AA order options 01 to 15)

Graphs and Figures

Typical Low Frequency Corner vs. External Capacitance (Low Pass filter option set to 'High')

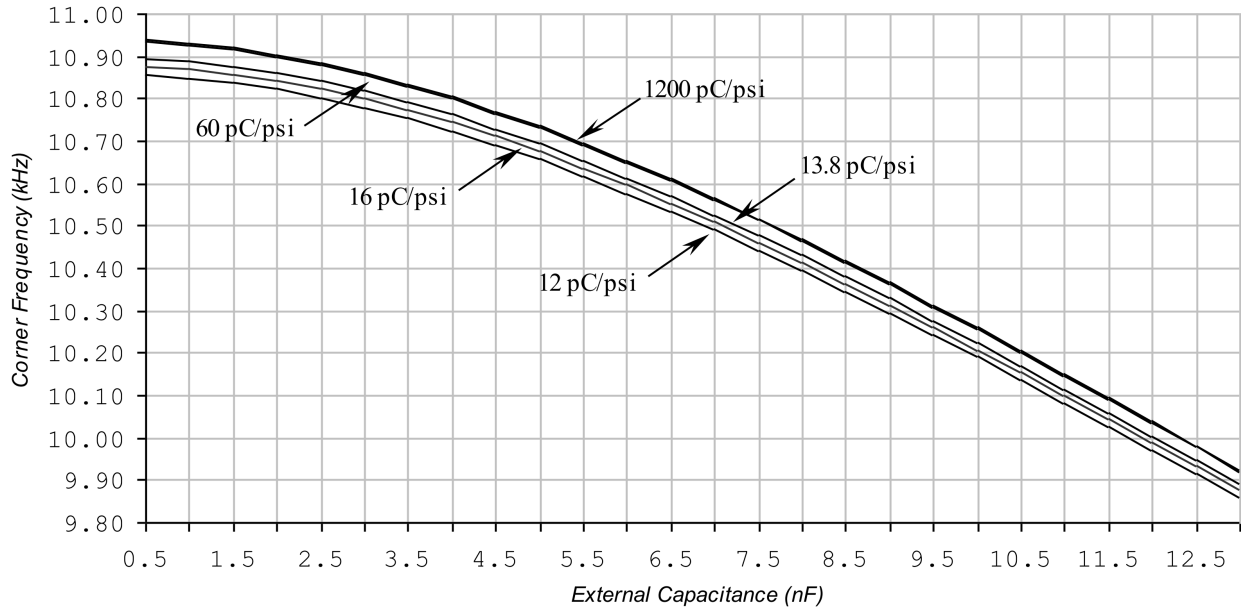


Figure 1: Low-Pass Filter option set to 'High'. 'External Capacitance' is the pole-to-pole cable capacitance plus the capacitance of the sensor

Typical Low Frequency Corner vs. External Capacitance (Low Pass filter option set to 'Low')

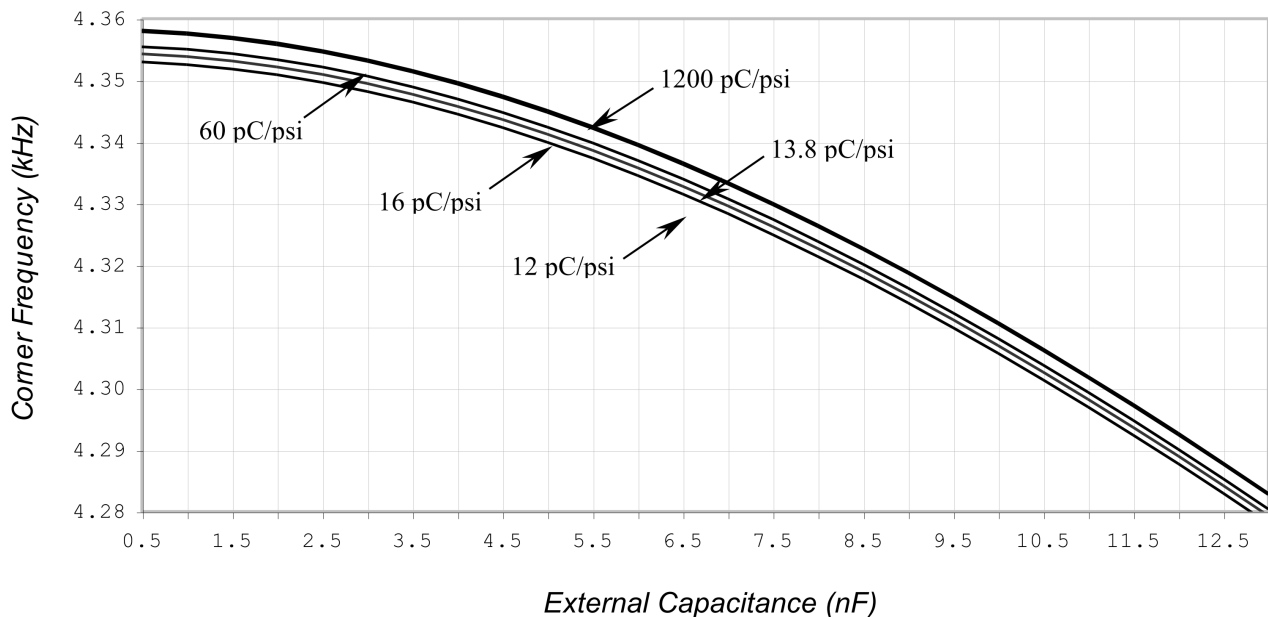


Figure 2: Low-Pass Filter option set to 'Low'. 'External Capacitance' is the pole-to-pole cable capacitance plus the capacitance of the sensor

(Dimensions in inches)

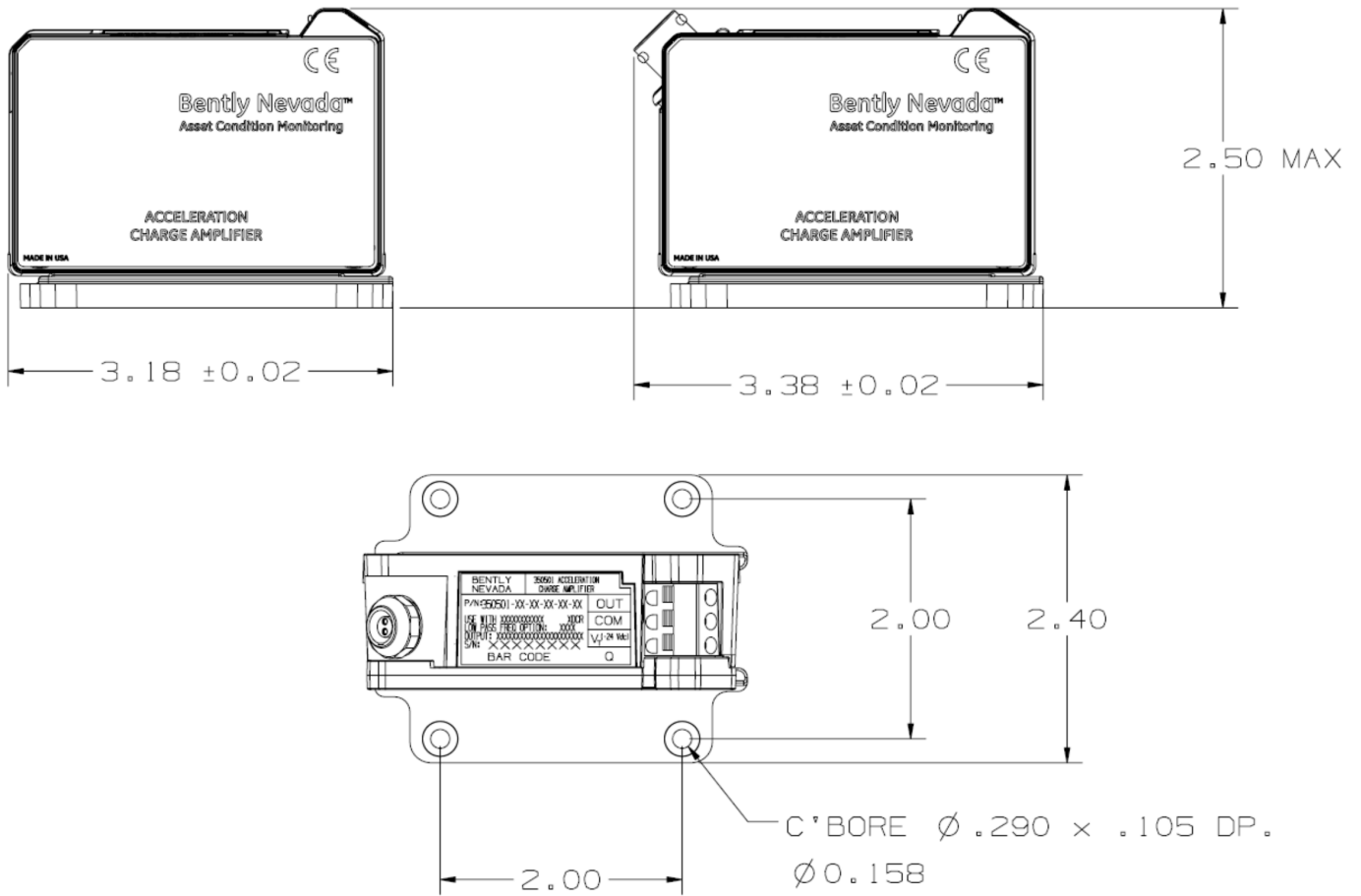


Figure 3: 350500 Panel Mount Option

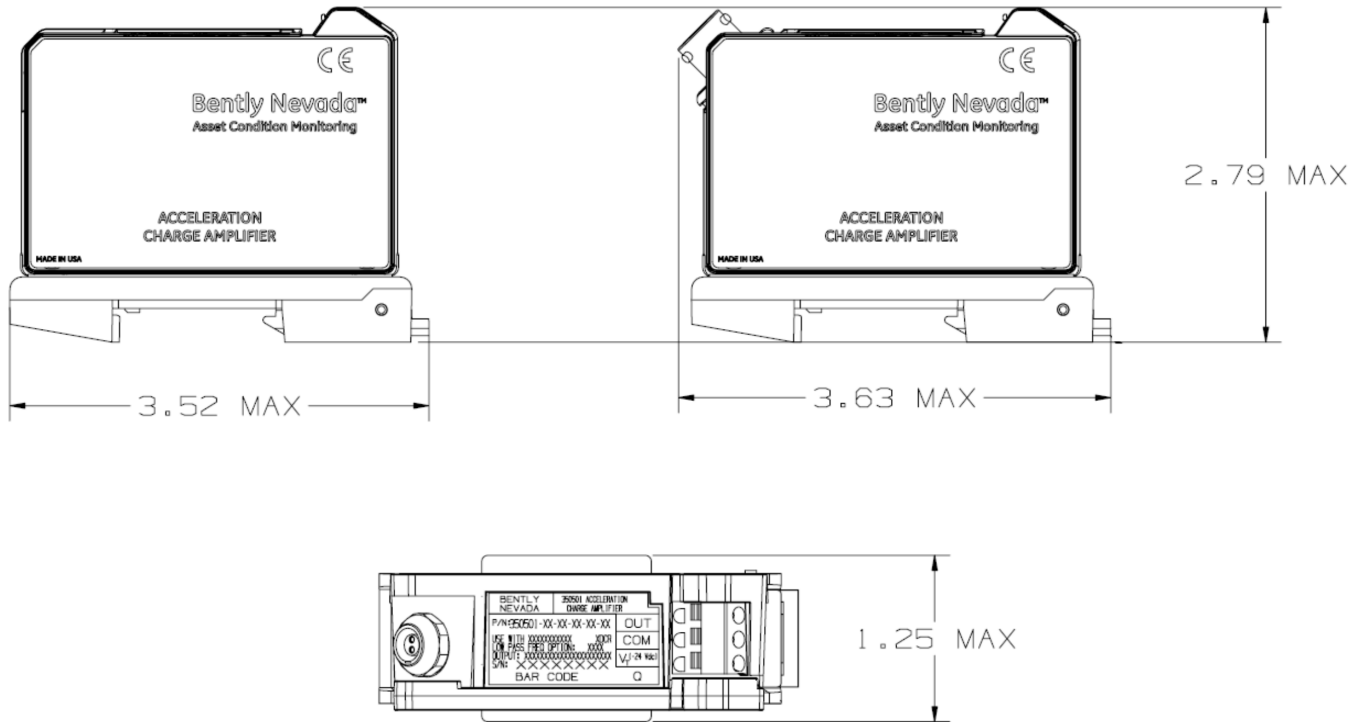


Figure 4: 350500 DIN Mount Option

Copyright 2020 Baker Hughes Company. All rights reserved.



Bently Nevada, Orbit Logo and Proximito are registered trademarks of Bently Nevada, a Baker Hughes Business, in the United States and other countries. The Baker Hughes logo is a trademark of Baker Hughes Company. All other product and company names are trademarks of their respective holders. Use of the trademarks does not imply any affiliation with or endorsement by the respective holders.

Baker Hughes provides this information on an "as is" basis for general information purposes. Baker Hughes does not make any representation as to the accuracy or completeness of the information and makes no warranties of any kind, specific, implied or oral, to the fullest extent permissible by law, including those of merchantability and fitness for a particular purpose or use. Baker Hughes hereby disclaims any and all liability for any direct, indirect, consequential or special damages, claims for lost profits, or third party claims arising from the use of the information, whether a claim is asserted in contract, tort, or otherwise. Baker Hughes reserves the right to make changes in specifications and features shown herein, or discontinue the product described at any time without notice or obligation. Contact your Baker Hughes representative for the most current information.

The information contained in this document is the property of Baker Hughes and its affiliates; and is subject to change without prior notice. It is being supplied as a service to our customers and may not be altered or its content repackaged without the express written consent of Baker Hughes. This product or associated products may be covered by one or more patents. See [Bentley.com/legal](https://www.bentley.com/legal).

1631 Bently Parkway South, Minden, Nevada USA 89423
Phone: 1.775.782.3611 or 1.800.227.5514 (US only)
[Bentley.com](https://www.bentley.com)