

Industrial Ethernet Switch - FL SWITCH SFNB 5TX - 2891001

Please be informed that the data shown in this PDF Document is generated from our Online Catalog. Please find the complete data in the user's documentation. Our General Terms of Use for Downloads are valid (<http://phoenixcontact.com/download>)




Ethernet switch, 5 TP RJ45 ports, automatic detection of data transmission speed of 10 or 100 Mbps (RJ45), autocrossing function

Your advantages

- ✓ Auto negotiation and autocrossing detection simplifies installation and setup
- ✓ Local diagnostic indicators with LEDs
- ✓ RJ45 ports support a transmission speed of 10/100 Mbps

RoHS

Key Commercial Data

Packing unit	1 pc
GTIN	 4 046356 457163
GTIN	4046356457163
Weight per Piece (excluding packing)	263.400 g
Custom tariff number	85176200
Country of origin	United States

Technical data

Note

Utilization restriction	EMC: class A product, see manufacturer's declaration in the download area
-------------------------	---

Dimensions

Width	28 mm
Height	110 mm
Depth	70 mm

Ambient conditions

Degree of protection	IP20
Ambient temperature (operation)	-10 °C ... 60 °C

Industrial Ethernet Switch - FL SWITCH SFNB 5TX - 2891001

Technical data

Ambient conditions

Ambient temperature (storage/transport)	-20 °C ... 85 °C
Permissible humidity (operation)	5 % ... 95 % (non-condensing)
Permissible humidity (storage/transport)	5 % ... 95 % (non-condensing)
Air pressure (operation)	86 kPa ... 108 kPa (up to 1500 m above sea level)
Air pressure (storage/transport)	66 kPa ... 108 kPa (up to 3500 m above sea level)

Interfaces

Interface	Ethernet (RJ45)
No. of ports	5 (RJ45 ports)
Note on the connection method	Auto negotiation and autocrossing
Transmission physics	Ethernet in RJ45 twisted pair
Transmission speed	10/100 Mbps
Transmission length	100 m (per segment)
Signal LEDs	Data receive, link status

Function

Basic functions	Unmanaged switch / auto negotiation, complies with IEEE 802.3, store and forward switching mode
Additional functions	Autonegotiation
MAC address table	1k
Status and diagnostic indicators	LEDs: U _S , link and activity per port

Network expansion parameters

Cascading depth	Network, linear, and star structure: any
Maximum conductor length (twisted pair)	100 m

Supply voltage

Supply voltage	24 V DC
Residual ripple	3.6 V _{PP} (within the permitted voltage range)
Supply voltage range	12 V DC ... 48 V DC
Typical current consumption	185 mA (at U _S = 24 V DC)
Max. current consumption	345 mA (at 12 V DC)

General

Mounting type	DIN rail
Type AX	Block design
Net weight	263.4 g
Housing material	Aluminum
MTTF	173.5 Years (MIL-HDBK-217F standard, temperature 25°C, operating cycle 100%)

Standards and Regulations

Electromagnetic compatibility	Conformance with EMC Directive 2004/108/EC
Noise emission	EN 61000-6-4
Noise immunity	EN 61000-6-2

Industrial Ethernet Switch - FL SWITCH SFNB 5TX - 2891001

Technical data

Standards and Regulations

UL, USA/Canada	Class I, Div. 2, Groups A, B, C, D
----------------	------------------------------------

Environmental Product Compliance

REACH SVHC	Lead 7439-92-1
China RoHS	Environmentally Friendly Use Period = 10;
	For details about hazardous substances go to tab "Downloads", Category "Manufacturer's declaration"

Classifications

eCl@ss

eCl@ss 10.0.1	19170402
eCl@ss 11.0	19170402
eCl@ss 4.0	27250500
eCl@ss 4.1	27250500
eCl@ss 5.0	19030100
eCl@ss 5.1	19030100
eCl@ss 6.0	19170100
eCl@ss 7.0	19170106
eCl@ss 8.0	19170106
eCl@ss 9.0	19170106

ETIM

ETIM 2.0	EC000734
ETIM 3.0	EC000734
ETIM 4.0	EC000734
ETIM 5.0	EC000734
ETIM 6.0	EC000734
ETIM 7.0	EC000734

UNSPSC

UNSPSC 6.01	43172901
UNSPSC 7.0901	43201404
UNSPSC 11	43172015
UNSPSC 12.01	43201410
UNSPSC 13.2	43222612
UNSPSC 18.0	43222612
UNSPSC 19.0	43222612
UNSPSC 20.0	43222612
UNSPSC 21.0	43222612

Industrial Ethernet Switch - FL SWITCH SFNB 5TX - 2891001

Approvals

Approvals








Approvals

UL Listed / cUL Listed / EAC / KC / IECEE CB Scheme / UL Listed / cUL Listed

Ex Approvals

UL Listed / cUL Listed / cULus Listed

Approval details

UL Listed		http://database.ul.com/cgi-bin/XYV/template/LISEXT/1FRAME/index.htm	FILE E 140324
cUL Listed		http://database.ul.com/cgi-bin/XYV/template/LISEXT/1FRAME/index.htm	FILE E 140324
EAC			RU*- DE.*.B.00741/19
KC		http://eng.kcc.go.kr/user/ehpMain.do	KCC-REI- PCK-FL289100
IECEE CB Scheme		http://www.iecee.org/	DK-88783-M1-UL
UL Listed		http://database.ul.com/cgi-bin/XYV/template/LISEXT/1FRAME/index.htm	FILE E 238705
cUL Listed		http://database.ul.com/cgi-bin/XYV/template/LISEXT/1FRAME/index.htm	FILE E 238705

Accessories

Accessories

Industrial Ethernet Switch - FL SWITCH SFNB 5TX - 2891001

Accessories

Data cable preassembled

Patch cable - NBC-R4AC-R4AC-IE8A/.../... - 1411854



Patch cable, degree of protection: IP20, number of positions: 8, 10 Gbps, CAT6_A, cable outlet: straight, Ethernet

Patch cable - NBC-R4AC/10G-R4AC/10G-94F/2,0 - 1408360



Patch cable, CAT6_A, 4-pair, shielded, connection not crossed (line), assembled at both ends with RJ45/IP20 connectors, outer sheath material: PUR, length: 2.0 m

Patch cable - NBC-R4AC/10G-R4AC/10G-94F/3,0 - 1408365



Patch cable, CAT6_A, 4-pair, shielded, connection not crossed (line), assembled at both ends with RJ45/IP20 connectors, outer sheath material: PUR, length: 3.0 m

End block

End clamp - E/NS 35 N - 0800886



End clamp, width: 9.5 mm, color: gray

Mounting rail adapter

DIN rail adapter - FL DIN RA - 2891053



The FL DIN RA is installed in a standard, 19-inch rack (EIA-310-D, IEC 60297-3-100) to allow DIN rail mounted equipment to be rack mounted.

Patch cable

Industrial Ethernet Switch - FL SWITCH SFNB 5TX - 2891001

Accessories

Patch cable - FL CAT5 PATCH 0,5 - 2832263



Patch cable, CAT5, assembled, 0.5 m

Patch cable - FL CAT5 PATCH 1,0 - 2832276



Patch cable, CAT5, assembled, 1 m

Patch cable - FL CAT5 PATCH 2,0 - 2832289



Patch cable, CAT5, assembled, 2 m

PCB plug

Printed-circuit board connector - MSTB 2,5/ 3-ST - 1754465



PCB connector, nominal cross section: 2.5 mm², color: green, nominal current: 12 A, rated voltage (III/2): 320 V, contact surface: Tin, type of contact: Female connector, Number of potentials: 3, Number of rows: 1, Number of positions per row: 3, number of connections: 3, product range: MSTB 2,5/-ST, pitch: 5 mm, connection method: Screw connection with tension sleeve, conductor/PCB connection direction: 0 °, Locking clip: - Locking clip, plug-in system: CLASSIC COMBICON, Locking: without, type of packaging: packed in cardboard

Protective cap

Dust protection - FL RJ45 PROTECT CAP - 2832991



Dust protection caps for RJ45 socket

Safety locking

Industrial Ethernet Switch - FL SWITCH SFNB 5TX - 2891001

Accessories

Port Guard Security Element - FL SEC PAC 4TX - 2832865

Layer1 security elements for four RJ45 network connections for use with patch boxes and panels



Surge protection for information technology

Surge protection device - DT-LAN-CAT.6+ - 2881007



Surge protection in accordance with Class E_A (CAT6_A), for Gigabit Ethernet (up to 10 Gbps), token ring, FDDI/CDDI, ISDN, and DS1. Suitable for Power over Ethernet (PoE+) "Mode A" and "Mode B". RJ45 attachment plug with separate grounding cable and ground connection snap-on foot for NS 35 DIN rails.