


Diode - QUINT4-DIODE/12-24DC/2X20/1X40 - 2907719

Please be informed that the data shown in this PDF Document is generated from our Online Catalog. Please find the complete data in the user's documentation. Our General Terms of Use for Downloads are valid (<http://phoenixcontact.com/download>)



DIN rail diode module 12-24 V DC/2x20 A or 1x40 A. Uniform redundancy up to the consumer.

Product Description

A safe redundant system is the result of the parallel connection of two power supply units which are decoupled from one another. To further increase system availability, QUINT DIODE provides the solution: decoupling with diode.

Your advantages

- Flexible
- Rugged design
- Consistent redundancy up to the load



Key Commercial Data

Packing unit	1 pc
Weight per Piece (excluding packing)	953.000 g
Custom tariff number	85049091
Country of origin	China

Technical data

Dimensions

Width	50 mm
Height	130 mm
Depth	125 mm
Installation distance right/left	5 mm / 5 mm
Installation distance top/bottom	50 mm / 50 mm

Ambient conditions

Degree of protection	IP20
Inflammability class in acc. with UL 94 (housing / terminal blocks)	V0
Ambient temperature (operation)	-40 °C ... 70 °C (> 60 °C Derating: 2.5 %/K)
Ambient temperature (storage/transport)	-40 °C ... 85 °C

Diode - QUINT4-DIODE/12-24DC/2X20/1X40 - 2907719

Technical data

Ambient conditions

Max. permissible relative humidity (operation)	≤ 95 % (at 25 °C, non-condensing)
Climatic class	3K3 (in acc. with EN 60721)
Degree of pollution	2
Installation height	≤ 5000 m

Input data

Nominal input voltage range	12 V DC ... 24 V DC
Input voltage range	10 V DC ... 30 V DC
Nominal input current	2x 20 A (-40 °C ... 60 °C)
	1x 40 A (-40 °C ... 60 °C)
Maximum input current	2x 30 A (-40 °C ... 40 °C)
	1x 60 A (-40 °C ... 40 °C)
Nominal input current	2x 20 A (-25 °C ... 60 °C)
	1x 40 A (-25 °C ... 60 °C)
Maximum input current	2x 30 A (-25 °C ... 40 °C)
	1x 60 A (-25 °C ... 40 °C)

Output data

Output voltage range	12 V DC ... 24 V DC
Nominal output current (I _N)	40 A (Increasing power)
	20 A (Redundancy)
Derating	60 °C ... 70 °C (2.5%/K)
Connection in series	No
Power loss nominal load max.	10 W (I _{OUT} = 20 A)

General

Net weight	0.75 kg
Efficiency	> 97 %
	40000000 h (40 °C)
Insulation voltage input/output	type test
	routine test
Insulation voltage input / PE	type test
	routine test
Degree of protection	IP20
Protection class	III
Inflammability class in acc. with UL 94 (housing / terminal blocks)	V0
Housing material	Aluminum / stainless steel
Mounting position	horizontal DIN rail NS 35, EN 60715
Assembly instructions	alignable: P _N ≥ 50%, 5 mm horizontally, 15 mm next to active components, 50 mm vertically alignable: P _N < 50%, 0 mm horizontally, 40 mm vertically top, 20 mm vertically bottom

Connection data, input

Diode - QUINT4-DIODE/12-24DC/2X20/1X40 - 2907719

Technical data

Connection data, input

Connection method	Screw connection
Conductor cross section solid min.	0.5 mm ²
Conductor cross section solid max.	16 mm ²
Conductor cross section flexible min.	0.5 mm ²
Conductor cross section flexible max.	16 mm ²
Conductor cross section AWG min.	10
Conductor cross section AWG max.	6
Stripping length	10 mm
Screw thread	M4

Connection data, output

Connection method	Screw connection
Conductor cross section solid min.	0.5 mm ²
Conductor cross section solid max.	16 mm ²
Conductor cross section flexible min.	0.5 mm ²
Conductor cross section flexible max.	16 mm ²
Conductor cross section AWG min.	10
Conductor cross section AWG max.	6
Stripping length	10 mm
Screw thread	M4

Standards

EMC requirements for noise immunity	EN 61000-6-1
	EN 61000-6-2
EMC requirements for noise emission	EN 61000-6-3
	EN 61000-6-4
Standard - Electrical safety	EN 60950-1/VDE 0805 (SELV)
Standard – Electronic equipment for use in electrical power installations and their assembly into electrical power installations	EN 50178/VDE 0160 (PELV)
Standard – Safety extra-low voltage	IEC 60950-1 (SELV) and EN 60204-1 (PELV)
Standard - Safe isolation	DIN VDE 0100-410
Standard – Protection against shock currents, basic requirements for protective separation in electrical equipment	EN 50178

Conformance/approvals

UL approvals	UL/C-UL listed UL 508
	UL/C-UL Recognized UL 60950-1
	UL ANSI/ISA-12.12.01 Class I, Division 2, Groups A, B, C, D (Hazardous Location)

EMC data

Electromagnetic compatibility	Conformance with EMC Directive 2014/30/EU
Low Voltage Directive	Conformance with Low Voltage Directive 2014/35/EC

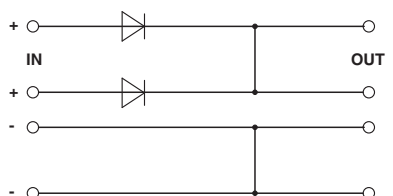
Diode - QUINT4-DIODE/12-24DC/2X20/1X40 - 2907719

Drawings

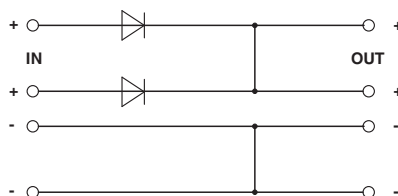
Pictogram



Block diagram



Block diagram



Classifications

eCl@ss

eCl@ss 10.0.1	27371010
eCl@ss 11.0	27371010
eCl@ss 4.0	27040801
eCl@ss 4.1	27040801
eCl@ss 5.0	27371010
eCl@ss 5.1	27371010
eCl@ss 6.0	27371010
eCl@ss 7.0	27371010
eCl@ss 8.0	27371010
eCl@ss 9.0	27371010

ETIM

ETIM 2.0	EC001039
ETIM 3.0	EC001039
ETIM 4.0	EC002540
ETIM 5.0	EC000599
ETIM 6.0	EC000683

UNSPSC

UNSPSC 6.01	30211502
UNSPSC 7.0901	39121004
UNSPSC 11	39121004
UNSPSC 12.01	39121004

Diode - QUINT4-DIODE/12-24DC/2X20/1X40 - 2907719

Classifications

UNSPSC

UNSPSC 13.2	32151504
UNSPSC 19.0	32151504

Approvals

Approvals

Approvals

DNV GL / UL Listed / UL Recognized / cUL Recognized / cUL Listed / EAC / cULus Recognized / cULus Listed

Ex Approvals

IECEX / ATEX / UL Listed / cUL Listed / EAC Ex / IECEX / ATEX / INMETRO / NEPSI / cULus Listed

Approval details

DNV GL		https://approvalfinder.dnvgl.com/	TAA000011F
UL Listed		http://database.ul.com/cgi-bin/XYV/template/LISEXT/1FRAME/index.htm	FILE E 123528
UL Recognized		http://database.ul.com/cgi-bin/XYV/template/LISEXT/1FRAME/index.htm	FILE E 211944
cUL Recognized		http://database.ul.com/cgi-bin/XYV/template/LISEXT/1FRAME/index.htm	FILE E 211944
cUL Listed		http://database.ul.com/cgi-bin/XYV/template/LISEXT/1FRAME/index.htm	FILE E 123528
EAC			RU*DE*08.B.01873/19

Diode - QUINT4-DIODE/12-24DC/2X20/1X40 - 2907719

Approvals

cULus Recognized



cULus Listed



Accessories

Accessories

Assembly adapter

Assembly adapters - UWA 182/52 - 2938235



Universal wall adapter for securely mounting the device in the event of strong vibrations. The device is screwed directly onto the mounting surface. The universal wall adapter is attached on the top/bottom.

Assembly adapters - QUINT-PS-ADAPTERS7/1 - 2938196



Assembly adapter for QUINT-PS... power supply on S7-300 rail