

Rittal – The System.

Faster – better – everywhere.

AX. KX. SYSTEM PERFECTION.

Compact and small enclosures.

Stainless Steel Wallmount Enclosures - Chess Controls



ENCLOSURES

POWER DISTRIBUTION

CLIMATE CONTROL

IT INFRASTRUCTURE

SOFTWARE & SERVICES



FRIEDHELM LOH GROUP

Basic enclosure AX, stainless steel

Width (B) mm	Packs of	300	300
Height (H) mm		300	380
Depth (T) mm		210	210
Mounting plate width (F) mm		250	250
Mounting plate height (G) mm		275	355
Material	Stainless steel 1.4301 (AISI 304)	■	■
	Stainless steel 1.4404 (AISI 316L)	-	-
Model No.	1 pc(s).	1003.000	1005.000
Weight, approx. kg		6.9	8.4
Protection category IP to IEC 60 529		IP 66	IP 66
Protection category NEMA		NEMA 4X	NEMA 4X
Product-specific scope of supply			
Door(s)		1	1
Cam lock		1	1
3-point lock system		-	-
Accessories			
Wall mounting bracket, for AX stainless steel, KX stainless steel, wall distance 15 mm	4 pc(s).	2433.010	2433.010
Wall angle, stainless steel 1.4301	4 pc(s).	2583.010	2583.010
Pole clamp	2 pc(s).	2584.100	2584.100
Rail for interior installation	4 pc(s).	2393.210	2393.210
Punched section with mounting flange 14 x 39 mm, installation in the height		-	-
Punched section with mounting flange 14 x 39 mm, installation in the door		-	-
Support strips		-	-
LED system light		-	-
Comfort handle AX for lock inserts or semi-cylinders		-	-
Mini-comfort handle AX for lock inserts or semi-cylinders	1 pc(s).	2537.100	2537.100
Cam lock AX with double-bit insert, stainless steel 1.4404 (AISI 316L)	1 pc(s).	2304.100	2304.100
Lock inserts		see page	see page
Perforated door strip		-	-
Door stay	5 pc(s).	2519.010	2519.010
Sheet steel wiring plan pockets, width-variable		-	-
Plastic wiring plan pockets		see page	see page
Wiring plan pockets with transparent pouch		see page	see page
Rain canopy	1 pc(s).	2476.010	2476.010
Earth straps		see page	see page
Baying kit	1 pc(s).	1199.100	1199.100
Cable gland, brass M12 x 1.5	15 pc(s).	2411.801	2411.801
Cable gland, brass M16 x 1.5	15 pc(s).	2411.811	2411.811
Cable gland, brass M20 x 1.5	10 pc(s).	2411.821	2411.821
Cable gland, brass M25 x 1.5	10 pc(s).	2411.831	2411.831
Cable gland, brass M32 x 1.5	5 pc(s).	2411.841	2411.841
Cable gland, brass M40 x 1.5	4 pc(s).	2411.851	2411.851
Cable gland, brass M50 x 1.5	2 pc(s).	2411.861	2411.861
Cable gland, brass M63 x 1.5	1 pc(s).	2411.871	2411.871
Cable gland, polyamide M12 x 1.5	50 pc(s).	2411.601	2411.601
Cable gland, polyamide M16 x 1.5	50 pc(s).	2411.611	2411.611
Cable gland, polyamide M20 x 1.5	50 pc(s).	2411.621	2411.621
Cable gland, polyamide M25 x 1.5	25 pc(s).	2411.631	2411.631
Cable gland, polyamide M32 x 1.5	15 pc(s).	2411.641	2411.641
Cable gland, polyamide M40 x 1.5	5 pc(s).	2411.651	2411.651
Cable gland, polyamide M50 x 1.5	5 pc(s).	2411.661	2411.661
Cable gland, polyamide M63 x 1.5	3 pc(s).	2411.671	2411.671



Tel. 705 682 2828
Toll free 1 800 461 4076

www.chesscontrols.com
sales@chesscontrols.com

ACCESSORIES



UL conformity

The series-standard UL approvals are maintained in full when inserting Rittal accessory components into existing or new enclosure openings.




Interior installation


Custom enclosures can be configured quickly and easily due to the tool-free, height-adjustable mechanically locked fixing of the interior installation rail using integrated locators and thanks to full compatibility with the comprehensive range of system accessories.

Power distribution

The AX in conjunction with the RiLine Compact is the ideal solution with design verification for smaller low-voltage switchgear systems.

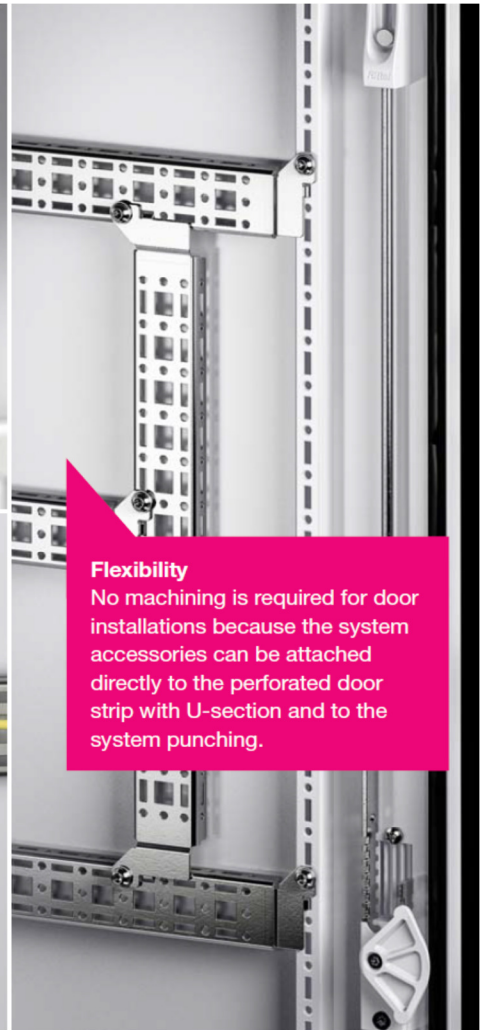


Compact and small enclosures



Fast installation

The rail for interior installation ensures that routine tasks such as installing door-operated switches or cable routing can be completed in next to no time without any machining.



Flexibility

No machining is required for door installations because the system accessories can be attached directly to the perforated door strip with U-section and to the system punching.



Maximum comfort

The comfort handle AX is available for all standard lock inserts, which means it can be incorporated into existing locking systems.



One-person assembly

The new wall mounting bracket is very easy to attach from the outside using a self-tapping screw. The enclosure can then simply be hung on the pre-fitted screws.

