

Wall-mounted enclosures EL, 3-part



System accessories Page 613 **Socket strips** Page 508 **Wall mounting bracket** Page 698 **Cable clamps** Page 784

Wall-mounted enclosure with optimum accessibility due to hinged part.

Material:

- Wall and hinged part: Sheet steel, 1.5 mm
- Viewing window: Single-pane safety glass, 3 mm

Surface finish:

- Powder-coated

Colour:

- Wall and hinged part: RAL 7035
- Glazed door: RAL 7035/7015 (slate grey)

Protection category IP to IEC 60 529:

- IP 54 in conjunction with solid gland plate, top and bottom

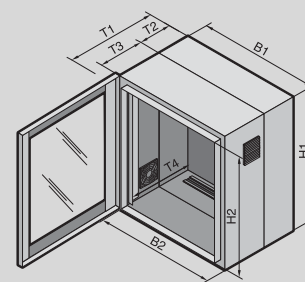
Supply includes:

- Wall section with solid gland plate at the top and brush strip at the bottom, two vertical mounting rails and C rail, horizontal, for cable clamping
- Hinged part with 25 mm pitch pattern of holes in the front and rear frame, two 482.6 mm (19") mounting angles at the front, infinitely depth-variable, and side outlet filters on the left and right
- Earth rail with star earthing
- Designer glazed door

Please observe the product-specific scope of supply.

Approvals:

- UL
- cUL



Pre-configured with mounting angles, depth-variable

Units U	Packs of	9	9	15	15	21	21	Page
Width (B1) mm		600	600	600	600	600	600	
Height (H1) mm		478	478	746	746	1012	1012	
Depth (T1) mm		573	673	573	673	573	673	
Clearance width (B2) mm		502	502	502	502	502	502	
Clearance height (H2) mm		415	415	683	683	949	949	
Depth of wall section (T2) mm		135	135	135	135	135	135	
Depth of hinged part (T3) mm		416	516	416	516	416	516	
Max. installation depth (T4) mm		520	620	520	620	520	620	
Load capacity of hinged part (static) N		450	450	750	750	750	750	
Model No.	1 pc(s).	7709.735	7709.535	7715.735	7715.535	7721.735	7721.535	
Product-specific scope of supply								
Wall mounting bracket, 10 mm	4 pc(s).	■	–	■	–	■	–	
Mini-comfort handle	1 pc(s).	■	■	■	■	–	–	
Security lock 3524 E	1 pc(s).	■	■	■	■	■	■	
Wall mounting bracket, 10 mm, reinforced	4 pc(s).	–	■	–	■	–	■	
Comfort handle and 2-point locking	1 pc(s).	–	–	–	–	■	■	
Accessories								
Gland plate for metric cable glands	1 pc(s).	7705.235	7705.235	7705.235	7705.235	7705.235	7705.235	774
Fan expansion kit	1 pc(s).	7980.100	7980.100	7980.100	7980.100	7980.100	7980.100	533
Spare filter mats	5 pc(s).	3322.700	3322.700	3322.700	3322.700	3322.700	3322.700	456
Wall mounting bracket		see page	–	see page	–	see page	–	698
Component shelf 2 U, static installation		see page	see page	see page	see page	see page	see page	744
Cable management panel	1 pc(s).	7257.200	7257.200	7257.200	7257.200	7257.200	7257.200	792
482.6 mm (19") fastener, 1 U	24 pc(s).	2090.000	2090.000	2090.000	2090.000	2090.000	2090.000	815

Wall-mounted enclosures EL, 3-part



System accessories Page 613 **Socket strips** Page 508 **Wall mounting bracket** Page 698 **Earthing** Page 762

Wall-mounted enclosure with optimum accessibility due to hinged part.

Material:

- Wall and hinged part: Sheet steel, 1.5 mm
- Viewing window: Single-pane safety glass, 3 mm

Surface finish:

- Powder-coated

Colour:

- Wall and hinged part: RAL 7035
- Glazed door: RAL 7035/7015 (slate grey)

Protection category IP to IEC 60 529:

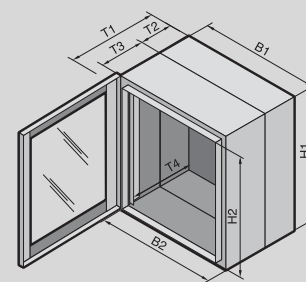
- IP 55

Supply includes:

- Wall section with solid gland plate, top and bottom, two vertical mounting rails and C rail, horizontal, for cable clamping
 - Hinged part with 25 mm pitch pattern of holes in the front and rear frame, and two 482.6 mm (19") mounting angles at the front, infinitely depth-variable
 - 4 wall mounting brackets
 - 10 mm Designer glazed door
- Please observe the product-specific scope of supply.

Approvals:

- UL
- cUL



With punched rails and mounting angles, depth-variable

Units U	Packs of	6	9	12	15	21	Page
Width (B1) mm		600	600	600	600	600	
Height (H1) mm		345	478	612	746	1012	
Depth (T1) mm		473	473	473	473	473	
Clearance width (B2) mm		502	502	502	502	502	
Clearance height (H2) mm		282	415	549	683	949	
Depth of wall section (T2) mm		135	135	135	135	135	
Depth of hinged part (T3) mm		316	316	316	316	316	
Max. installation depth (T4) mm		420	420	420	420	420	
Load capacity of hinged part (static) N		300	450	600	750	750	
Model No.	1 pc(s).	7706.135	7709.135	7712.135	7715.135	7721.135	
Product-specific scope of supply							
Mini-comfort handle	1 pc(s).	■	■	■	■	–	
Security lock 3524 E	1 pc(s).	■	■	■	■	■	
Comfort handle and 2-point locking	1 pc(s).	–	–	–	–	■	
Accessories							
Gland plate with brush insert	1 pc(s).	7705.035	7705.035	7705.035	7705.035	7705.035	775
Gland plate for metric cable glands	1 pc(s).	7705.235	7705.235	7705.235	7705.235	7705.235	774
Wall mounting bracket		see page	see page	see page	see page	see page	698
Earth rail, horizontal	1 pc(s).	7113.000	7113.000	7113.000	7113.000	7113.000	764
Component shelf 2 U, static installation		see page	see page	see page	see page	see page	744
Cable management panel	1 pc(s).	7257.200	7257.200	7257.200	7257.200	7257.200	792
Lock inserts		see page	see page	see page	see page	see page	675
482.6 mm (19") fastener, 1 U	24 pc(s).	2090.000	2090.000	2090.000	2090.000	2090.000	815
Component shelf, pull-out, 2 U	1 pc(s).	5501.635	5501.635	5501.635	5501.635	5501.635	745

Wall-mounted enclosures EL, 3-part



System accessories Page 613 **Socket strips** Page 508 **Wall mounting bracket** Page 698 **Cable clamps** Page 784

Wall-mounted enclosure with optimum accessibility due to hinged part.

Material:

- Wall and hinged part: Sheet steel, 1.5 mm
- Viewing window: Single-pane safety glass, 3 mm

Surface finish:

- Powder-coated

Colour:

- Wall and hinged part: RAL 7035
- Glazed door: RAL 7035/7015 (slate grey)

Protection category IP to IEC 60 529:

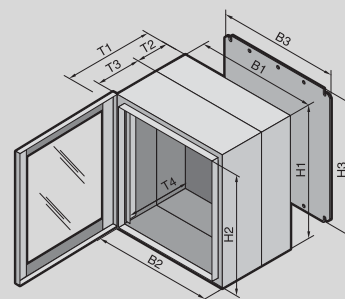
- IP 55

Supply includes:

- Wall section with solid gland plate, top and bottom and mounting plate (supplied loose).
 - Designer glazed door
- Please observe the product-specific scope of supply.

Approvals:

- UL
- cUL



With mounting plate and mounting angles, static installation

Units U	Packs of	3	3	6	6	9	9	Page
Width (B1) mm		600	600	600	600	600	600	
Height (H1) mm		212	212	345	345	478	478	
Depth (T1) mm		373	473	373	473	373	473	
Clearance width (B2) mm		502	502	502	502	502	502	
Clearance height (H2) mm		149	149	282	282	415	415	
Depth of wall section (T2) mm		135	135	135	135	135	135	
Depth of hinged part (T3) mm		216	316	216	316	216	316	
Max. installation depth (T4) mm		320	420	320	420	320	420	
Mounting plate width (B3) mm		485	485	485	485	485	485	
Mounting plate height (H3) mm		165	165	299	299	432	432	
Load capacity of hinged part (static) N		150	150	300	300	450	450	
Model No.	1 pc(s).	2243.605	2253.605	2246.605	2256.605	2249.605	2259.605	
Product-specific scope of supply								
Mini-comfort handle	1 pc(s).	■	■	■	■	■	■	
Security lock 3524 E	1 pc(s).	■	■	■	■	■	■	
Accessories								
Gland plate with brush insert	1 pc(s).	7705.035	7705.035	7705.035	7705.035	7705.035	7705.035	764
Gland plate for metric cable glands	1 pc(s).	7705.235	7705.235	7705.235	7705.235	7705.235	7705.235	774
Wall mounting bracket		see page	see page	see page	see page	see page	see page	698
Cable gland, brass		see page	see page	see page	see page	see page	see page	776
Cable gland, polyamide		see page	see page	see page	see page	see page	see page	776
Component shelf 2 U, static installation		–	see page	–	see page	–	see page	744
Blanking plates, 482.6 mm (19")		see page	see page	see page	see page	see page	see page	811
Lock inserts		see page	see page	see page	see page	see page	see page	675
482.6 mm (19") fastener, 1 U	24 pc(s).	2090.000	2090.000	2090.000	2090.000	2090.000	2090.000	815
Component shelf, pull-out, 2 U	1 pc(s).	5501.635	5501.635	5501.635	5501.635	5501.635	5501.635	745

Wall-mounted enclosures EL, 3-part

With mounting plate and mounting angles, static installation

Units U	Packs of	12	12	15	15	21	21	Page
Width (B1) mm		600	600	600	600	600	600	
Height (H1) mm		612	612	746	746	1012	1012	
Depth (T1) mm		373	473	373	473	373	473	
Clearance width (B2) mm		502	502	502	502	502	502	
Clearance height (H2) mm		549	549	683	683	949	949	
Depth of wall section (T2) mm		135	135	135	135	135	135	
Depth of hinged part (T3) mm		216	316	216	316	216	316	
Max. installation depth (T4) mm		320	420	320	420	320	420	
Mounting plate width (B3) mm		485	485	485	485	485	485	
Mounting plate height (H3) mm		565	565	699	699	965	965	
Load capacity of hinged part (static) N		600	600	750	750	750	750	
Model No.	1 pc(s).	2252.605	2262.605	2255.605	2265.605	2261.605	2271.605	
Product-specific scope of supply								
Mini-comfort handle	1 pc(s).	■	■	■	■	-	-	
Security lock 3524 E	1 pc(s).	■	■	■	■	■	■	
Comfort handle and 2-point locking	1 pc(s).	-	-	-	-	■	■	
Accessories								
Gland plate with brush insert	1 pc(s).	7705.035	7705.035	7705.035	7705.035	7705.035	7705.035	764
Gland plate for metric cable glands	1 pc(s).	7705.235	7705.235	7705.235	7705.235	7705.235	7705.235	774
Wall mounting bracket		see page	see page	see page	see page	see page	see page	698
Cable gland, brass		see page	see page	see page	see page	see page	see page	776
Cable gland, polyamide		see page	see page	see page	see page	see page	see page	776
Component shelf 2 U, static installation		-	see page	-	see page	-	see page	744
Blanking plates, 482.6 mm (19")		see page	see page	see page	see page	see page	see page	811
Lock inserts		see page	see page	see page	see page	see page	see page	675
482.6 mm (19") fastener, 1 U	24 pc(s).	2090.000	2090.000	2090.000	2090.000	2090.000	2090.000	815
Component shelf, pull-out, 2 U	1 pc(s).	5501.635	5501.635	5501.635	5501.635	5501.635	5501.635	745

Accessories



Wall mounting bracket

see from page 698