



RITTAL  
CHESS CONTROLS INC

## TERMINAL BOXES KX – MORE **PRECISE**

Consistent use of self-centring mini cam locks that can be installed without needing tools increases the level of precision and the size of the access opening.





## Terminal boxes KX, sheet steel, without gland plate

Width mm	Packs of	150	200	200	300	300	Page
Height mm		150	150	200	150	200	
Depth mm		120	120	120	120	120	
Material thickness – enclosure mm		1.25	1.25	1.25	1.25	1.25	
Material thickness – cover mm		1.25	1.25	1.25	1.25	1.25	
<b>Model No.</b>	1 pc(s).	<b>1500.000</b>	<b>1529.000</b>	<b>1502.000</b>	<b>1501.000</b>	<b>1503.000</b>	
Weight, approx. kg		1.6	1.8	2.3	2.6	3.0	
Mini cam lock		4	4	4	4	4	
<b>Accessories</b>							
Wall mounting bracket, for AX sheet steel, KX sheet steel	4 pc(s).	1590.010	1590.010	1590.010	1590.010	1590.010	129
Pole clamp	2 pc(s).	2584.100	2584.100	2584.100	2584.100	2584.100	131
Mounting plates	1 pc(s).	1560.800	1575.800	1562.800	1561.800	1563.800	132
Support rails TS 35/7.5	10 pc(s).	2314.000	2315.000	2315.000	2316.000	2316.000	132
Support rails TS 35/15		–	–	–	–	–	
Mounting clip for support rails	30 pc(s).	2309.000	2309.000	2309.000	2309.000	2309.000	133
Mounting bracket	4 pc(s).	4597.000	4597.000	4597.000	4597.000	4597.000	79
Rail mounting bracket	20 pc(s).	2366.000	2366.000	2366.000	2366.000	2366.000	80
Mounting claw for second mounting level	20 pc(s).	2309.100	2309.100	2309.100	2309.100	2309.100	133
Cover retainer	6 pc(s).	1591.100	1591.100	1591.100	1591.100	1591.100	128
Cover hinge	6 pc(s).	1592.200	1592.200	1592.200	1592.200	1592.200	128
Earth straps	5 pc(s).	2565.050	2565.050	2565.050	2565.050	2565.050	133
Baying kit	1 pc(s).	1199.100	1199.100	1199.100	1199.100	1199.100	126
Pressure relief stoppers	5 pc(s).	2459.500	2459.500	2459.500	2459.500	2459.500	126
Condensate discharge	6 pc(s).	2459.000	2459.000	2459.000	2459.000	2459.000	126
Self-tapping screws	300 pc(s).	2487.000	2487.000	2487.000	2487.000	2487.000	81
Connector gland	5 pc(s).	2400.500	2400.500	2400.500	2400.500	2400.500	134

## Terminal boxes KX, sheet steel, without gland plate

Width mm	Packs of	300	400	400	400	400	500	Page
Height mm		300	150	200	300	400	200	
Depth mm		120	120	120	120	120	120	
Material thickness – enclosure mm		1.25	1.25	1.25	1.25	1.25	1.25	
Material thickness – cover mm		1.25	1.25	1.25	1.25	1.25	1.25	
<b>Model No.</b>	1 pc(s).	<b>1507.000</b>	<b>1589.000</b>	<b>1504.000</b>	<b>1508.000</b>	<b>1511.000</b>	<b>1505.000</b>	
Weight, approx. kg		4.0	3.2	3.6	4.8	6.2	4.4	
Mini cam lock		4	4	4	4	4	4	
<b>Accessories</b>								
Wall mounting bracket, for AX sheet steel, KX sheet steel	4 pc(s).	1590.010	1590.010	1590.010	1590.010	1590.010	1590.010	129
Pole clamp	2 pc(s).	2584.100	2584.100	2584.100	2584.100	2584.100	2584.100	131
Mounting plates	1 pc(s).	1567.800	1576.800	1564.800	1568.800	1571.800	1565.800	132
Support rails TS 35/7.5	10 pc(s).	2316.000	2317.000	2317.000	2317.000	2317.000	–	132
Support rails TS 35/15	10 pc(s).	–	–	–	–	–	2318.000	132
Mounting clip for support rails	30 pc(s).	2309.000	2309.000	2309.000	2309.000	2309.000	2309.000	133
Mounting bracket	4 pc(s).	4597.000	4597.000	4597.000	4597.000	4597.000	4597.000	79
Rail mounting bracket	20 pc(s).	2366.000	2366.000	2366.000	2366.000	2366.000	2366.000	80
Mounting claw for second mounting level	20 pc(s).	2309.100	2309.100	2309.100	2309.100	2309.100	2309.100	133
Cover retainer	6 pc(s).	1591.100	1591.100	1591.100	1591.100	1591.100	1591.100	128
Cover hinge	6 pc(s).	1592.200	1592.200	1592.200	1592.200	1592.200	1592.200	128
Earth straps	5 pc(s).	2565.050	2565.050	2565.050	2565.050	2565.050	2565.050	133
Baying kit	1 pc(s).	1199.100	1199.100	1199.100	1199.100	1199.100	1199.100	126
Pressure relief stoppers	5 pc(s).	2459.500	2459.500	2459.500	2459.500	2459.500	2459.500	126
Condensate discharge	6 pc(s).	2459.000	2459.000	2459.000	2459.000	2459.000	2459.000	126
Self-tapping screws	300 pc(s).	2487.000	2487.000	2487.000	2487.000	2487.000	2487.000	81
Connector gland	5 pc(s).	2400.500	2400.500	2400.500	2400.500	2400.500	2400.500	134



Tel. 705 682 2828  
Toll free 1 800 461 4076

[www.chesscontrols.com](http://www.chesscontrols.com)  
[sales@chesscontrols.com](mailto:sales@chesscontrols.com)



## Terminal boxes KX, sheet steel, with gland plate

Width mm	Packs of	500	600	600	800	Page
Height mm		300	300	400	400	
Depth mm		120	120	120	120	
Material thickness – enclosure mm		1.25	1.25	1.25	1.25	
Material thickness – cover mm		1.25	1.25	1.25	1.25	
<b>Model No.</b>	1 pc(s).	<b>1537.000</b>	<b>1538.000</b>	<b>1540.000</b>	<b>1541.000</b>	
Weight, approx. kg		5.2	7.7	9.0	12.0	
Mini cam lock		4	6	6	6	
Gland plate (top + bottom), qty.		2 + 2	2 + 2	2 + 2	3 + 3	
Gland plate (left + right), qty.		1 + 1	1 + 1	1 + 1	1 + 1	

### Accessories

Wall mounting bracket, for AX sheet steel, KX sheet steel	4 pc(s).	1590.010	1590.010	1590.010	1590.010	129
Pole clamp	2 pc(s).	2584.100	2584.100	2584.100	2584.100	131
Mounting plates	1 pc(s).	1569.800	1570.800	1572.800	1573.800	132
Support rails TS 35/7.5		–	–	–	–	
Support rails TS 35/15	10 pc(s).	2318.000	2319.000	2319.000	–	132
Mounting clip for support rails	30 pc(s).	2309.000	2309.000	2309.000	2309.000	133
Mounting bracket	4 pc(s).	4597.000	4597.000	4597.000	4597.000	79
Rail mounting bracket	20 pc(s).	2366.000	2366.000	2366.000	2366.000	80
Mounting claw for second mounting level	20 pc(s).	2309.100	2309.100	2309.100	2309.100	133
Cover retainer	6 pc(s).	1591.100	1591.100	1591.100	1591.100	128
Cover hinge	6 pc(s).	1592.200	1592.200	1592.200	1592.200	128
Metal gland plates	1 pc(s).	1581.200	1581.200	1581.200	1581.200	134
Earth straps	5 pc(s).	2565.050	2565.050	2565.050	2565.050	133
Baying kit	1 pc(s).	1199.100	1199.100	1199.100	1199.100	126
Pressure relief stoppers	5 pc(s).	2459.500	2459.500	2459.500	2459.500	126
Condensate discharge	6 pc(s).	2459.000	2459.000	2459.000	2459.000	126
Self-tapping screws	300 pc(s).	2487.000	2487.000	2487.000	2487.000	81
Connector gland	5 pc(s).	2400.500	2400.500	2400.500	2400.500	134

## Terminal boxes KX, stainless steel, without gland plate

Width mm	Packs of	150	150	300	200	200	Page
Height mm		150	150	150	200	200	
Depth mm		80	120	80	80	120	
Material thickness – enclosure mm		1.25	1.25	1.25	1.25	1.25	
Material thickness – cover mm		1.25	1.25	1.25	1.25	1.25	
<b>Model No.</b>	1 pc(s).	<b>1560.000</b>	<b>1564.000</b>	<b>1561.000</b>	<b>1562.000</b>	<b>1565.000</b>	
Weight, approx. kg		1.3	1.6	1.8	1.8	2.2	
Mini cam lock		4	4	4	4	4	

### Accessories

Wall mounting bracket, for AX stainless steel, KX stainless steel	4 pc(s).	1594.010	1594.010	1594.010	1594.010	1594.010	73
Wall angle	4 pc(s).	–	–	2583.010	2583.010	2583.010	75
Pole clamp	2 pc(s).	2584.100	2584.100	2584.100	2584.100	2584.100	131
Mounting plates	1 pc(s).	1560.800	1560.800	1561.800	1562.800	1562.800	132
Support rails TS 35/7.5	10 pc(s).	2314.000	2314.000	2316.000	2315.000	2315.000	132
Mounting clip for support rails	30 pc(s).	2309.000	2309.000	2309.000	2309.000	2309.000	133
Mounting bracket	4 pc(s).	4597.000	4597.000	4597.000	4597.000	4597.000	79
Rail mounting bracket	20 pc(s).	2365.000	2366.000	2365.000	2365.000	2366.000	80
Mounting claw for second mounting level	20 pc(s).	2309.100	2309.100	2309.100	2309.100	2309.100	133
Cover retainer	6 pc(s).	1591.100	1591.100	1591.100	1591.100	1591.100	128
Cover hinge, stainless steel	2 pc(s).	1592.210	1592.210	1592.210	1592.210	1592.210	128
Earth straps	5 pc(s).	2565.100	2565.050	2565.100	2565.100	2565.050	133
Baying kit	1 pc(s).	–	1199.100	–	–	1199.100	126
Pressure relief stoppers	5 pc(s).	2459.500	2459.500	2459.500	2459.500	2459.500	126
Condensate discharge	6 pc(s).	2459.000	2459.000	2459.000	2459.000	2459.000	126
Self-tapping screws	300 pc(s).	2487.000	2487.000	2487.000	2487.000	2487.000	81

## Terminal boxes KX, stainless steel, without gland plate

Width mm	Packs of	300	300	400	300	400	Page
Height mm		200	200	200	300	300	
Depth mm		80	120	120	120	120	
Material thickness – enclosure mm		1.25	1.25	1.25	1.25	1.25	
Material thickness – cover mm		1.25	1.25	1.25	1.25	1.25	
<b>Model No.</b>	1 pc(s).	<b>1563.000</b>	<b>1566.000</b>	<b>1568.000</b>	<b>1567.000</b>	<b>1569.000</b>	
Weight, approx. kg		2.4	2.9	3.6	3.9	4.6	
Mini cam lock		4	4	4	4	4	
<b>Accessories</b>							
Wall mounting bracket, for AX stainless steel, KX stainless steel	4 pc(s).	1594.010	1594.010	1594.010	1594.010	1594.010	73
Wall angle	4 pc(s).	2583.010	2583.010	2583.010	2583.010	2583.010	75
Pole clamp	2 pc(s).	2584.100	2584.100	2584.100	2584.100	2584.100	131
Mounting plates	1 pc(s).	1563.800	1563.800	1564.800	1567.800	1568.800	132
Support rails TS 35/7.5	10 pc(s).	2316.000	2316.000	2317.000	2316.000	2317.000	132
Mounting clip for support rails	30 pc(s).	2309.000	2309.000	2309.000	2309.000	2309.000	133
Mounting bracket	4 pc(s).	4597.000	4597.000	4597.000	4597.000	4597.000	79
Rail mounting bracket	20 pc(s).	2365.000	2366.000	2366.000	2366.000	2366.000	80
Mounting claw for second mounting level	20 pc(s).	2309.100	2309.100	2309.100	2309.100	2309.100	133
Cover retainer	6 pc(s).	1591.100	1591.100	1591.100	1591.100	1591.100	128
Cover hinge, stainless steel	2 pc(s).	1592.210	1592.210	1592.210	1592.210	1592.210	128
Earth straps	5 pc(s).	2565.100	2565.050	2565.050	2565.050	2565.050	133
Baying kit	1 pc(s).	–	1199.100	1199.100	1199.100	1199.100	126
Pressure relief stoppers	5 pc(s).	2459.500	2459.500	2459.500	2459.500	2459.500	126
Condensate discharge	6 pc(s).	2459.000	2459.000	2459.000	2459.000	2459.000	126
Self-tapping screws	300 pc(s).	2487.000	2487.000	2487.000	2487.000	2487.000	81



System accessories Page 126 E-Box KX, stainless steel Page 115

#### Material:

- Enclosure: Sheet steel
- Door: Sheet steel, all-round foamed-in PU seal

#### Surface finish:

- Enclosure and door: Dipcoat-primed, powder-coated on the outside, textured paint
- Mounting plate: Zinc-plated

#### Colour:

- RAL 7035

#### Protection category IP to

#### IEC 60 529:

- IP 66

#### Protection category NEMA:

- NEMA 4

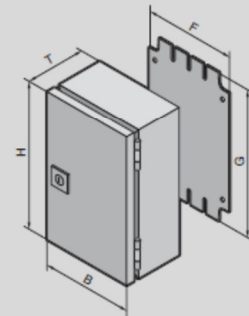
#### Supply includes:

- Enclosure with door
- Mounting plate
- Cam lock with 3 mm double-bit insert

#### Approvals:

- UL
- cUL
- CSA

Further approvals can be found on the Internet.



Tel. 705 682 2828  
Toll free 1 800 461 4076

[www.chesscontrols.com](http://www.chesscontrols.com)  
[sales@chesscontrols.com](mailto:sales@chesscontrols.com)



## E-Box KX, sheet steel, depth 155 mm

Width (B) mm	Packs of	200	300	300	300	300	380	Page
Height (H) mm		300	300	400	600	800	300	
Depth (T) mm		155	155	155	155	155	155	
Mounting plate width (F) mm		175	275	275	275	275	365	
Mounting plate height (G) mm		285	285	385	585	785	275	
Material thickness – enclosure mm		1.25	1.25	1.25	1.25	1.25	1.25	
Material thickness – door mm		1.25	1.25	1.25	1.25	1.25	1.25	
Material thickness – mounting plate mm		2.0	2.0	2.0	2.0	2.0	2.0	
<b>Model No.</b>	1 pc(s).	<b>1574.000</b>	<b>1575.000</b>	<b>1577.000</b>	<b>1578.000</b>	<b>1579.000</b>	<b>1576.000</b>	
Weight, approx. kg		4.5	6.1	7.1	11.0	13.2	7.5	
<b>Accessories</b>								
Wall mounting bracket, for AX sheet steel, KX sheet steel	4 pc(s).	1590.010	1590.010	1590.010	1590.010	1590.010	1590.010	129
Pole clamp	2 pc(s).	2584.100	2584.100	2584.100	2584.100	2584.100	2584.100	131
Support rails TS 35/7.5	10 pc(s).	2315.000	2316.000	2316.000	2316.000	2316.000	2317.000 <sup>1)</sup>	132
Mounting clip for support rails	30 pc(s).	2309.000	2309.000	2309.000	2309.000	2309.000	2309.000	133
Mounting bracket	4 pc(s).	4597.000	4597.000	4597.000	4597.000	4597.000	4597.000	79
Rail mounting bracket	20 pc(s).	2366.000	2366.000	2366.000	2366.000	2366.000	2366.000	80
Mini-comfort handle AX for lock inserts or semi-cylinders	1 pc(s).	2537.100	2537.100	2537.100	2537.100	2537.100	2537.100	127
Mini-comfort handle AX with security lock insert, lock E1	1 pc(s).	2537.200	2537.200	2537.200	2537.200	2537.200	2537.200	127
Mini-comfort handle AX for padlocks and lock inserts or semi-cylinders	1 pc(s).	2537.300	2537.300	2537.300	2537.300	2537.300	2537.300	127
Lock insert 7 mm square	1 pc(s).	2460.000	2460.000	2460.000	2460.000	2460.000	2460.000	67
Lock insert 8 mm square	1 pc(s).	2461.000	2461.000	2461.000	2461.000	2461.000	2461.000	67
Lock insert 7 mm triangular	1 pc(s).	2462.000	2462.000	2462.000	2462.000	2462.000	2462.000	67
Lock insert 8 mm triangular	1 pc(s).	2463.000	2463.000	2463.000	2463.000	2463.000	2463.000	67
Lock insert, screwdriver	1 pc(s).	2464.000	2464.000	2464.000	2464.000	2464.000	2464.000	67
Lock insert Daimler	1 pc(s).	2465.000	2465.000	2465.000	2465.000	2465.000	2465.000	67
Lock insert 3 mm double-bit	1 pc(s).	2466.000	2466.000	2466.000	2466.000	2466.000	2466.000	67
Lock insert Flat	1 pc(s).	2307.000	2307.000	2307.000	2307.000	2307.000	2307.000	67
Lock insert 6.5 mm triangular	1 pc(s).	2460.650	2460.650	2460.650	2460.650	2460.650	2460.650	67
Earth straps	5 pc(s).	2565.050	2565.050	2565.050	2565.050	2565.050	2565.050	133
Baying kit	1 pc(s).	1199.100	1199.100	1199.100	1199.100	1199.100	1199.100	126
Pressure relief stoppers	5 pc(s).	2459.500	2459.500	2459.500	2459.500	2459.500	2459.500	126
Condensate discharge	6 pc(s).	2459.000	2459.000	2459.000	2459.000	2459.000	2459.000	126
Self-tapping screws	300 pc(s).	2487.000	2487.000	2487.000	2487.000	2487.000	2487.000	81
Connector gland	5 pc(s).	2400.500	2400.500	2400.500	2400.500	2400.500	2400.500	134

## E-Box KX, stainless steel, depth 120/155 mm

Width (B) mm	Packs of	200	300	300	300	380	Page
Height (H) mm		300	300	300	300	300	
Depth (T) mm		120	155	155	155	155	
Mounting plate width (F) mm		175	175	175	175	365	
Mounting plate height (G) mm		285	285	285	285	275	
Material	Stainless steel 1.4301 (AISI 304)	■	■	–	–	■	
	Stainless steel 1.4404 (AISI 316L)	–	–	■	–	–	
Material thickness – enclosure mm		1.25	1.25	1.5	1.5	1.25	
Material thickness – door mm		1.25	1.25	1.5	1.5	1.25	
<b>Model No.</b>	1 pc(s).	<b>1584.000</b>	<b>1587.000</b>	<b>1301.000</b>	<b>1588.000</b>	<b>1588.000</b>	
Weight, approx. kg		3.6	4.1	4.1	4.1	7.5	
<b>Accessories</b>							
Wall mounting bracket, for AX stainless steel, KX stainless steel	4 pc(s).	1594.010	1594.010	1594.010	1594.010	1594.010	129
Pole clamp	2 pc(s).	2584.100	2584.100	2584.100	2584.100	2584.100	131
Support rails TS 35/7.5	10 pc(s).	2315.000	2315.000	2315.000	2315.000	2317.000 <sup>1)</sup>	132
Mounting clip for support rails	30 pc(s).	2309.000	2309.000	2309.000	2309.000	2309.000	133
Mounting bracket	4 pc(s).	4597.000	4597.000	4597.000	4597.000	4597.000	79
Rail mounting bracket	20 pc(s).	2366.000	2366.000	2366.000	2366.000	2366.000	80
Mini-comfort handle AX for lock inserts or semi-cylinders	1 pc(s).	2537.100	2537.100	2537.100	2537.100	2537.100	127
Mini-comfort handle AX with security lock insert, lock E1	1 pc(s).	2537.200	2537.200	2537.200	2537.200	2537.200	127
Mini-comfort handle AX for padlocks and lock inserts or semi-cylinders	1 pc(s).	2537.300	2537.300	2537.300	2537.300	2537.300	127
Cam lock AX with double-bit insert, stainless steel 1.4404 (AISI 316L)	1 pc(s).	2309.110	2309.110	2309.110	2309.110	2309.110	127
Lock insert 7 mm square	1 pc(s).	2460.000	2460.000	2460.000	2460.000	2460.000	67
Lock insert 8 mm square	1 pc(s).	2461.000	2461.000	2461.000	2461.000	2461.000	67
Lock insert 7 mm triangular	1 pc(s).	2462.000	2462.000	2462.000	2462.000	2462.000	67
Lock insert 8 mm triangular	1 pc(s).	2463.000	2463.000	2463.000	2463.000	2463.000	67
Lock insert, screwdriver	1 pc(s).	2464.000	2464.000	2464.000	2464.000	2464.000	67
Lock insert Daimler	1 pc(s).	2465.000	2465.000	2465.000	2465.000	2465.000	67
Lock insert 3 mm double-bit	1 pc(s).	2466.000	2466.000	2466.000	2466.000	2466.000	67
Lock insert Flat	1 pc(s).	2307.000	2307.000	2307.000	2307.000	2307.000	67
Lock insert 6.5 mm triangular	1 pc(s).	2460.650	2460.650	2460.650	2460.650	2460.650	67
Earth straps	5 pc(s).	2565.050	2565.050	2565.050	2565.050	2565.050	133
Pressure relief stoppers	5 pc(s).	2459.500	2459.500	2459.500	2459.500	2459.500	126
Condensate discharge	6 pc(s).	2459.000	2459.000	2459.000	2459.000	2459.000	126
Self-tapping screws	300 pc(s).	2487.000	2487.000	2487.000	2487.000	2487.000	81



# Small enclosures KX

## Bus enclosures KX, sheet steel



System accessories Page 126 Bus enclosures KX, stainless steel Page 121

### Material:

- Enclosure: Sheet steel
- Cover: Sheet steel, all-round foamed-in PU seal
- Viewing window: Polycarbonate, 4 mm

### Surface finish:

- Enclosure and cover: Dipcoat-primed, powder-coated on the outside, textured paint

### Colour:

- RAL 7035

### Protection category IP to IEC 60 529:

- IP 65

### Protection category NEMA:

- NEMA 12


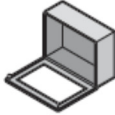
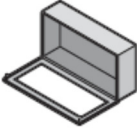
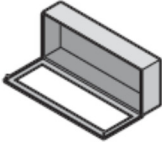
### Supply includes:

- Enclosure with hinged lid
- Viewing window in cover
- Mini cam lock


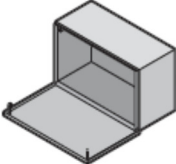
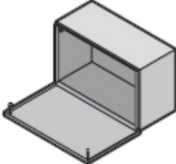
### Approvals:

- UL
  - cUL
  - CSA
- Further approvals can be found on the Internet.

## Bus enclosures KX, sheet steel



						
<b>Width mm</b>	Packs of	400	400	600	800	Page
<b>Height mm</b>		200	300	300	300	
<b>Depth mm</b>		155	155	155	155	
Material thickness – enclosure mm		1.25	1.25	1.25	1.25	
Material thickness – cover mm		1.25	1.25	1.25	1.25	
<b>Model No.</b>	1 pc(s).	<b>1610.000</b>	<b>1611.000</b>	<b>1612.000</b>	<b>1613.000</b>	
Weight, approx. kg		6.0	7.0	9.5	13.1	
<b>Accessories</b>						
Wall mounting bracket, for AX sheet steel, KX sheet steel	4 pc(s).	1590.010	1590.010	1590.010	1590.010	129
Pole clamp	2 pc(s).	2584.100	2584.100	2584.100	2584.100	131
Mounting plates	1 pc(s).	1564.800	1568.800	1570.800	1570.810	132
Support rails TS 35/7.5	10 pc(s).	2315.000	2316.000	2316.000	2316.000	132
Mounting clip for support rails	30 pc(s).	2309.000	2309.000	2309.000	2309.000	133
Mounting bracket	4 pc(s).	4597.000	4597.000	4597.000	4597.000	79
Rail mounting bracket	20 pc(s).	2366.000	2366.000	2366.000	2366.000	80
Mounting claw for second mounting level	20 pc(s).	2309.100	2309.100	2309.100	2309.100	133
Pressure relief stoppers	5 pc(s).	2459.500	2459.500	2459.500	2459.500	126
Condensate discharge	6 pc(s).	2459.000	2459.000	2459.000	2459.000	126
Baying kit	1 pc(s).	1199.100	1199.100	1199.100	1199.100	126
Earth straps	5 pc(s).	2565.050	2565.050	2565.050	2565.050	133
Self-tapping screws	300 pc(s).	2487.000	2487.000	2487.000	2487.000	81
Connector gland	5 pc(s).	2400.500	2400.500	2400.500	2400.500	134

## Bus enclosures KX, stainless steel

					
<b>Width mm</b>	Packs of	200	400	600	Page
<b>Height mm</b>		300	200	200	
<b>Depth mm</b>		80	120	120	
Material thickness – enclosure mm		1.25	1.25	1.25	
Material thickness – cover mm		1.25	1.25	1.25	
<b>Model No.</b>	1 pc(s).	<b>1583.000</b>	<b>1585.000</b>	<b>1586.000</b>	
Weight, approx. kg		2.8	4.5	6.0	

### Accessories

Wall mounting bracket, for AX stainless steel, KX stainless steel	4 pc(s).	1594.010	1594.010	1594.010	129
Wall angle	4 pc(s).	–	–	2583.010	75
Pole clamp	2 pc(s).	2584.100	2584.100	2584.100	131
Mounting plates	1 pc(s).	1563.800	1564.800	1566.800	132
Support rails TS 35/7.5	10 pc(s).	2315.000	2317.000	–	132
Support rails TS 35/15	10 pc(s).	–	–	2319.000	132
Mounting clip for support rails	30 pc(s).	2309.000	2309.000	2309.000	133
Mounting bracket	4 pc(s).	4597.000	4597.000	4597.000	79
Rail mounting bracket	20 pc(s).	2365.000	2366.000	2366.000	80
Mounting claw for second mounting level	20 pc(s).	2309.100	2309.100	2309.100	133
Earth straps	5 pc(s).	2565.100	2565.050	2565.050	133
Baying kit	1 pc(s).	1199.100	1199.100	1199.100	126
Pressure relief stoppers	5 pc(s).	2459.500	2459.500	2459.500	126
Condensate discharge	6 pc(s).	2459.000	2459.000	2459.000	126
Self-tapping screws	300 pc(s).	2487.000	2487.000	2487.000	81



### Wall mounting bracket

#### for AX sheet steel, KX sheet steel

Ideal for convenient one-person assembly and fully concealed installation of wall-mounted enclosures, even in confined spaces.

#### Benefits:

- Screw-fastened directly from the rear with a self-tapping screw in the enclosure eyelet
- Simply suspend the wall-mounted bracket from a screw in the wall
- The four different mounting positions allow the wall mounting bracket to be tailored to local conditions on site
- As an alternative to the self-tapping screw, the support may also be secured from the inside using a screw and nut
- If necessary, the support may be finished with a stylish cover cap

#### Supply includes:

- Wall mounting bracket
- Cover cap
- Assembly parts

Material	Wall distance mm	Packs of	Model No.
Sheet steel, zinc-plated	15	4 pc(s).	<b>2508.020</b>
	40	4 pc(s).	<b>2503.020</b>

## Wall mounting bracket

### for AX stainless steel, KX stainless steel

For the attachment of AX and KX stainless steel enclosures.

#### Benefits:

- Simply suspend the wall-mounted bracket from a screw in the wall
- The four different mounting positions allow the wall mounting bracket to be tailored to local conditions on site
- If necessary, the support may be finished with a stylish cover cap

#### Supply includes:

- Wall mounting bracket
- Cover cap
- Assembly parts

#### Note:

- For hygiene reasons, and in view of the protection category, the stainless steel enclosures do not have any drilled holes for the wall mounting brackets

Material	Wall distance mm	Packs of	Model No.
Stainless steel 1.4301 (AISI 304)	15	4 pc(s).	<b>2433.010</b>
Stainless steel 1.4404 (AISI 316L)	15	4 pc(s).	<b>2433.510</b>

## Pole clamp

### for AX, KX

For reliable, convenient fastening to round or square poles.

For pole diameter / size:

- Ø from 40 to 170 mm
- □ from 50 to 150 mm

#### Material:

- Mounting angles, clamping section: Sheet steel
- Clamping strap: Stainless steel 1.4301 (AISI 304)

#### Surface finish:

- Mounting angle, clamping section: Zinc-plated

#### Supply includes:

- 2 mounting angles, 600 mm long
- 4 clamping sections
- 2 clamping straps
- 4 clamping brackets
- 4 self-tapping M10 bolts for mounting onto the enclosure

Packs of	Model No.
2 pc(s).	<b>2584.100</b>

## Mounting plates

### for terminal boxes KX, bus enclosures KX

For component installation outside of the enclosure. Assembly screws included as accessories with the enclosure.

#### Material:

- Sheet steel, 2 mm

#### Surface finish:

- Zinc-plated



#### Accessories:

- Self-tapping screws 2487.000, see page 81



#### Possible alternative:

- Support rails, see page 132

For size mm	For Model No.	Model No.
150 x 150	1500.000, 1514.000, 1560.000, 1564.000	<b>1560.800</b>
200 x 150	1528.000, 1529.000	<b>1575.800</b>
300 x 150	1501.000, 1515.000, 1530.000, 1561.000	<b>1561.800</b>
400 x 150	1589.000	<b>1576.800</b>
200 x 200	1502.000, 1516.000, 1562.000, 1565.000	<b>1562.800</b>
300 x 200	1503.000, 1517.000, 1531.000, 1563.000, 1566.000	<b>1563.800</b>
400 x 200	1504.000, 1518.000, 1532.000, 1568.000, 1585.000, 1610.000	<b>1564.800</b>
500 x 200	1505.000, 1533.000	<b>1565.800</b>
600 x 200	1506.000, 1586.000	<b>1566.800</b>
800 x 200	1527.000	<b>1574.800</b>
300 x 300	1507.000, 1535.000, 1567.000	<b>1567.800</b>
400 x 300	1508.000, 1536.000, 1569.000, 1611.000	<b>1568.800</b>
500 x 300	1509.000, 1537.000	<b>1569.800</b>
600 x 300	1510.000, 1538.000, 1612.000	<b>1570.800</b>
800 x 300	1613.000	<b>1570.810</b>
400 x 400	1511.000, 1539.000	<b>1571.800</b>
600 x 400	1512.000, 1540.000	<b>1572.800</b>
800 x 400	1513.000, 1541.000	<b>1573.800</b>

The IP protection category is characterised by 2 numerals.

Example of a protection category, e.g. IP 43:

Code letters	
IP	
First numeral	Second numeral
4	3

Degrees of protection for protection against contact and foreign bodies: First numeral			Degrees of protection for protection against water: Second numeral		
First numeral	Degree of protection		Second numeral	Degree of protection	
	Description	Explanation		Description	Explanation
1	Protected against solid foreign objects with a diameter of 50 mm and greater	The object probe, a sphere 50 mm in diameter, must not penetrate fully. <sup>1)</sup>	1	Protected against vertically falling water drops	Vertically falling drops shall have no harmful effects.
2	Protected against solid foreign objects with a diameter of 12.5 mm and greater	The object probe, a sphere 12.5 mm in diameter, must not penetrate fully. <sup>1)</sup> The articulated test finger may penetrate up to its length of 80 mm, but adequate distance from hazardous parts must be adhered to.	2	Protected against vertically falling water drops when the enclosure is tilted up to 15°	Vertically falling drops shall not have any harmful effects when the enclosure is tilted up to 15° on either side of the vertical.
3	Protected against solid foreign objects with a diameter of 2.5 mm and greater	The object probe, a sphere 2.5 mm in diameter, must not penetrate at all <sup>1)</sup> .	3	Protected against sprayed water	Water sprayed at an angle of up to 60° on either side of the vertical shall have no harmful effects.
4	Protected against solid foreign objects with a diameter of 1.0 mm and greater	The object probe, a sphere 1.0 mm in diameter, must not penetrate at all <sup>1)</sup> .	4	Protected against splashed water	Water splashed on the enclosure from any direction shall have no harmful effects.
5	Dust-protected	The ingress of dust is not fully prevented, but dust shall not enter to such an extent as to impair satisfactory operation of the device or safety.	5	Protected against water jets	Water directed at the enclosure from any direction in a jet shall have no harmful effects.
6	Dust-tight	No ingress of dust at a partial vacuum of 20 mbar inside the enclosure.	6	Protected against powerful water jets	Water directed at the enclosure from every direction in a powerful jet shall have no harmful effects.
			7	Protected against temporary immersion in water	Water must not ingress to such an extent as to cause harmful effects when the enclosure is temporarily immersed in water under standardised pressure and time conditions.
			8	Protected against continuous immersion in water	Ingress of water in quantities causing harmful effects shall not be possible when the enclosure is continuously immersed in water under conditions to be agreed between the manufacturer and the user. However, the conditions must be more difficult than for numeral 7.
			9	Protected against high-pressure and high-temperature water jets	Water projected at high pressure and high temperature against the enclosure from any direction shall not have harmful effects.

<sup>1)</sup> The full diameter of the object probe must not pass through an opening of the enclosure.

## NEMA

The National Electrical Manufacturers Association (NEMA) is a standards organisation in Washington, USA, which publishes a number of technical standards but does not test or certify products itself.

The following NEMA classification outlines the protection of individuals from accidental contact with equipment and the protection of an enclosure from external factors.

Further information on protection categories may be found on the Internet at: [www.rittal.com](http://www.rittal.com)

UL/NEMA Type	Intended use and description
1	Enclosures for use predominantly indoors Protection against the penetration of foreign bodies
3	Enclosures for use predominantly outdoors Protection from rain, hail, dust, icing and the damage caused by icing
3R	Enclosures for use predominantly outdoors Protection from rain, hail, icing and the damage caused by icing
3S	Enclosures for use predominantly outdoors Protection from rain, hail and dust External mechanisms remain usable despite being coated in ice
4	Enclosures for indoor or outdoor use Protection against rain, foreign bodies, splashed water and hosed water and against damage caused by icing on the exterior of the enclosure
4X	Enclosures for indoor or outdoor use Protection against rain, foreign bodies, splashed water and hosed water and against damage caused by icing on the exterior of the enclosure Increased protection from corrosion
12, 12K	Enclosures for use predominantly indoors Protection against dust deposits, foreign bodies and non-corrosive dripping liquids
13	Enclosures for use predominantly indoors Protection against dust deposits, sprayed water, oil, and non-corrosive refrigerants

The UL/NEMA classifications are not directly comparable with IP protection categories, since both the test conditions and the evaluation of the test results are different



Tel. 705 682 2828  
Toll free 1 800 461 4076

[www.chesscontrols.com](http://www.chesscontrols.com)  
[sales@chesscontrols.com](mailto:sales@chesscontrols.com)