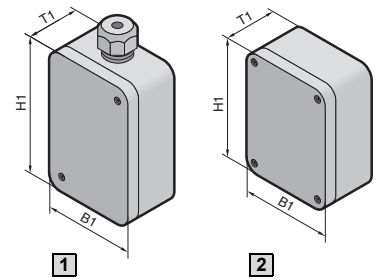


Polycarbonate enclosures PK



Material:
Grey enclosure and cover (version .000) from fibreglass-reinforced polycarbonate, transparent cover (version .100) from polycarbonate, cover screws from polyamide, insulating bungs from polyethylene.

Colour:
RAL 7035

Protection category:
IP 66 to EN 60 529/09.2000

Supply includes:
Enclosure and cover, cover screws, insulating bungs for wall mounting screws (not with PK 9530.000 and PK 9531.000), all-round foamed-in PU seal.

Approvals,
see page 24.

Detailed drawing,
see page 1173.

Width (B1) mm	50	50	65	65	94	94	94	94	Page
Height (H1) mm	52	65	65	65	65	65	94	94	
Depth (T1) mm	35	35	57	81	57	81	57	81	
1 Model No. PK with cable gland for cable diameter 5 – 10 mm	9530.000	9531.000	–	–	–	–	–	–	
2 Model No. PK with grey cover	–	–	9500.000	9501.000	9502.000	9503.000	9504.000	9505.000	
Model No. PK with transparent cover	–	–	–	–	–	–	9504.100	–	
Packs of	10	10	12	12	8	8	6	6	
Accessories									
Mounting plate	–	–	–	–	9541.000	–	9542.000	–	113
Packs of	–	–	–	–	12	–	12	–	
Support rail (Packs of 12)									
TS 15/5.5	Installation in the width	–	–	9560.000	–	–	–	–	113
	Installation in the height	–	–	–	9560.000	–	–	–	113
TS 35/7.5	Installation in the width	–	–	–	–	–	9564.000	–	113
	Installation in the height	–	–	–	–	–	9564.000	–	113

Width (B1) mm	110	110	130	130	130	130	180	180	Page
Height (H1) mm	110	110	94	94	130	130	94	94	
Depth (T1) mm	66	90	57	81	75	99	57	81	
2 Model No. PK with grey cover	9506.000	9507.000	9508.000	9509.000	9510.000	9511.000	9512.000	9513.000	
Model No. PK with transparent cover	9506.100	9507.100	9508.100	9509.100	9510.100	9511.100	9512.100	9513.100	
Packs of	6	6	4	4	4	4	2	2	
Accessories									
Mounting plate	–	9543.000	–	9544.000	–	9545.000	–	9546.000	113
Packs of	–	12	–	12	–	10	–	10	
Support rail (Packs of 12)									
TS 15/5.5	Installation in the width	9562.000	–	9563.000	–	9563.000	–	–	113
	Installation in the height	9562.000	–	9561.000	–	9563.000	–	9561.000	113
TS 35/7.5	Installation in the width	9564.000	–	9565.000	–	9565.000	–	9566.000	113
	Installation in the height	9564.000	–	9564.000	–	9565.000	–	9564.000	113

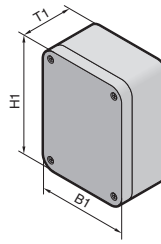


Cable gland, polyamide,
Model No. see page 1054.



Wall mounting bracket,
Model No. see page 113.

Polycarbonate enclosures PK



Material:

Grey enclosure and cover (version .000) from fibreglass-reinforced polycarbonate, transparent cover (version .100) from polycarbonate, cover screws from polyamide, insulating bungs from polyethylene.

Colour:

RAL 7035

Protection category:

IP 66 to EN 60 529/09.2000

Supply includes:

Enclosure and cover, cover screws, insulating bungs for wall mounting screws, all-round foamed-in PU seal.

Approvals,
see page 24.

Detailed drawing,
see page 1173.

Width (B1) mm	180	180	180	182	182	182	Page
Height (H1) mm	110	110	110	180	180	180	
Depth (T1) mm	90	111	165	90	111	165	
Model No. PK with grey cover	9514.000	9515.000	9516.000	9517.000	9518.000	9519.000	
Model No. PK with transparent cover	9514.100	9515.100	9516.100	9517.100	9518.100	9519.100	
Packs of	2	2	2	1	1	1	

Accessories							
Mounting plate		9547.000			9548.000		113
Packs of		10			10		
Support rail TS 35/7.5 (Packs of 12)							
Installation in the width		9566.000			9566.000		113
Installation in the height		9564.000			9566.000		113

Width (B1) mm	254	254	254	360	360	Page
Height (H1) mm	180	180	180	254	254	
Depth (T1) mm	90	111	165	111	165	
Model No. PK with grey cover	9520.000	9521.000	9522.000	9523.000	9524.000	
Model No. PK with transparent cover	9520.100	9521.100	9522.100	9523.100	9524.100	
Packs of	1	1	1	1	1	

Accessories							
Mounting plate		9549.000			9550.000		113
Packs of		8			4		
Support rail TS 35/7.5 (Packs of 12)							
Installation in the width		9567.000			9568.000		113
Installation in the height		9566.000			9567.000		113



Hinges,

Model No. see page 113.

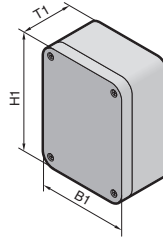


Turn-lock fastener,

Model No. see page 113.

Polycarbonate enclosures PK

with metric knockouts



Material:
Grey enclosure and lid of fibre-glass-reinforced polycarbonate, lid screws of polyamide, insulating bungs of polythene.

Colour:
RAL 7035

Protection category:
IP 66 to EN 60 529/09.2000

Supply includes:
Enclosure and cover, cover screws, insulating bungs for wall mounting screws, all-round foamed-in PU seal.

Approvals,
see page 24.

Detailed drawing,
see page 1173.

1.1 Polycarbonate enclosures PK

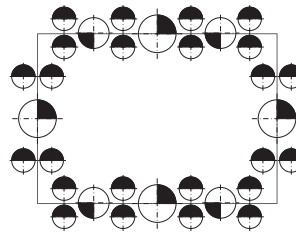
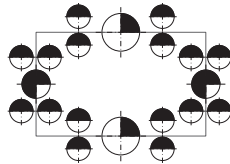
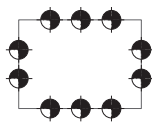
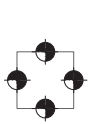
Width (B1) mm	65	130	180	254	Page
Height (H1) mm	65	94	110	180	
Depth (T1) mm	57	57	90	111	
Model No. PK	9500.050	9508.050	9514.050	9521.050	
Packs of	12	4	2	1	
Accessories					
Mounting plate	-	9544.000	9547.000	9549.000	113
Packs of	12	12	10	8	
Support rail (Packs of 12)					
TS 15/5.5	Installation in the width	9560.000	9563.000	-	113
	Installation in the height	-	9561.000	-	113
TS 35/7.5	Installation in the width	-	9565.000	9566.000	113
	Installation in the height	-	9564.000	9564.000	113

PK 9500.050

PK 9508.050

PK 9514.050

PK 9521.050



- M16/20
- M20
- M20/25
- M25/32
- M32/40




Cable gland, polyamide,
Model No. see page 1054.



Wall mounting bracket,
Model No. see page 113.

Accessories Page 890



Mounting plate

For individual configuration

Design:

Melamine phenol-coated laminated paper, 2.5 mm thick.

Colour:

RAL 7035

Supply includes:

Self-tapping assembly screws.

To fit	Width mm	Height mm	Packs of	Model No. PK
PK 9502.000, PK 9503.000	74	45	12	9541.000¹⁾
PK 9504.000/.100, PK 9505.000	74	74	12	9542.000¹⁾
PK 9506.000/.100, PK 9507.000/.100	90	90	12	9543.000¹⁾
PK 9508.000/.100, PK 9508.050, PK 9509.000/.100	110	74	12	9544.000¹⁾
PK 9510.000/.100, PK 9511.000/.100	110	110	10	9545.000
PK 9512.000/.100, PK 9513.000/.100	160	74	10	9546.000
PK 9514.000/.100, PK 9514.050, PK 9515.000/.100, PK 9516.000/.100	150	90	10	9547.000
PK 9517.000/.100, PK 9518.000/.100, PK 9519.000/.100	150	150	10	9548.000
PK 9520.000/.100, PK 9521.000/.100, PK 9521.050, PK 9522.000/.100	220	150	8	9549.000
PK 9523.000/.100, PK 9524.000/.100	331	220	4	9550.000

¹⁾ with spacers



Turn-lock fastener

A quick, convenient screw fastening aid is obtained by clipping into the head of the lid screw.

Material:

Polyamide

Supply includes:

1 pack

	Packs of	Model No. PK
For all enclosures	100	9582.000



Hinges

For hinged attachment of lids. The supplied drilling template ensures problem-free assembly.

Supply includes:

1 set =
2 hinges,
4 assembly screws,
4 polyethylene sealing bungs,
1 drilling template.

For enclosure	Material	Packs of	Model No. PK
PK 9500.000 – PK 9513.000	Polycarbonate	10 sets	9580.000
PK 9514.000 – PK 9524.000	Polystyrene	10 sets	9581.000



Wall mounting brackets

The enclosure can be screwed to the wall using four wall mounting brackets. The bracket is securely attached to the enclosure by means of pins.

Material:

Polyamide, grey

Supply includes:

1 pack

	Packs of	Model No. PK
For all enclosures	40	9583.000



Support rail

The two support rail sections provide good flexibility for accommodating terminal blocks and installed components.

Supply includes:

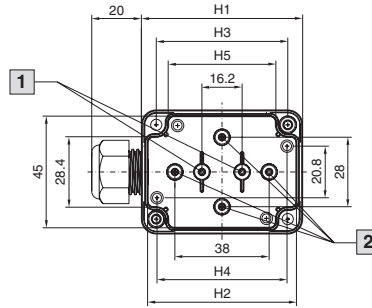
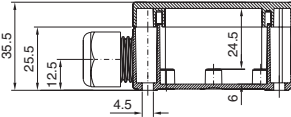
Two self-tapping assembly screws.

Rail	Rail length mm	Packs of	Model No. PK
TS 15/5.5	49.5	12	9560.000
	80	12	9561.000
	92	12	9562.000
	111	12	9563.000
TS 35/7.5	81	12	9564.000
	106	12	9565.000
	144	12	9566.000
	216	12	9567.000
	336	12	9568.000

1.1 Polycarbonate enclosures PK

with cable gland Page 110

Model No. PK with cable gland	H1	H2	H3	H4	H5
9530.000	52	47	40	39.4	30.4
9531.000	65	60	53	52.4	43.4

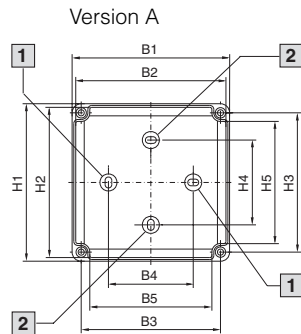


1 Does not apply to PK 9531.000

2 Does not apply to PK 9530.000

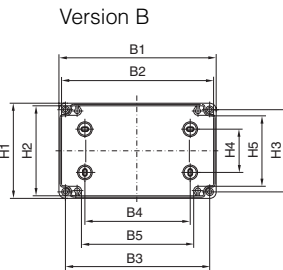
1.1 Polycarbonate enclosures PK

Page 110 – 112

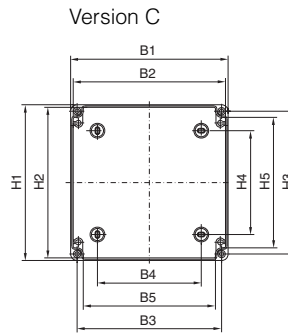


1 Does not apply to PK 9500.XXX, PK 9501.XXX

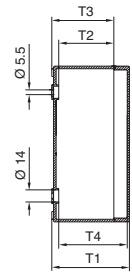
2 Does not apply to PK 9502.XXX, PK 9503.XXX



B1 = Enclosure width
B2 = Configurable width
B3 = Centre/centre wall mounting outside of seal
B4 = Centre/centre wall mounting inside the enclosure
B5 = Clearance width



H1 = Enclosure height
H2 = Configurable height
H3 = Centre/centre wall mounting outside of seal
H4 = Centre/centre wall mounting inside the enclosure
H5 = Clearance height



T1 = Overall depth
T2 = Configurable enclosure depth
T3 = Enclosure depth
T4 = Clearance height available for installation

Model No. PK	Design	Width dimensions mm					Height dimensions mm					Depth dimensions mm			
		B1	B2	B3	B4	B5	H1	H2	H3	H4	H5	T1	T2	T3	T4
9500.XXX	A	65	59	50	-	36	65	59	50	25	36	57	33	41	45
9501.XXX	A	65	59	50	-	36	65	59	50	25	36	81	33	41	69
9502.XXX	A	94	88	79	50	64	65	59	50	-	36	57	33	41	45
9503.XXX	A	94	88	79	50	64	65	59	50	-	36	81	33	41	69
9504.XXX	A	94	88	79	50	64	94	88	79	50	64	57	33	41	45
9505.XXX	A	94	88	79	50	64	94	88	79	50	64	81	33	41	69
9506.XXX	A	110	104	95	65	80	110	104	95	65	80	66	42	50	53
9507.XXX	A	110	104	95	65	80	110	104	95	65	80	90	42	50	77
9508.XXX	A	130	124	115	90	101	94	88	79	50	64	57	33	41	45
9509.XXX	A	130	124	115	90	101	94	88	79	50	64	81	33	41	69
9510.XXX	A	130	124	115	70	101	130	124	115	70	101	75	51	59	63
9511.XXX	A	130	124	115	70	101	130	124	115	70	101	99	51	59	87
9512.XXX	A	180	174	165	120	150	94	88	79	50	64	57	33	41	45
9513.XXX	A	180	174	165	120	150	94	88	79	50	64	81	33	41	69
9514.XXX	B	180	173	165	120	128	110	103	95	50	80	90	63	71	75
9515.XXX	B	180	173	165	120	128	110	103	95	50	80	111	63	71	97
9516.XXX ¹⁾	B	180	173	165	120	128	110	103	95	50	80	165	63	71	150
9517.XXX	C	182	175	167	120	152	180	173	165	120	128	90	63	71	75
9518.XXX	C	182	175	167	120	152	180	173	165	120	128	111	63	71	97
9519.XXX ¹⁾	C	182	175	167	120	152	180	173	165	120	128	165	63	71	150
9520.XXX	C	254	247	239	190	224	180	173	165	120	128	90	63	71	75
9521.XXX	C	254	247	239	190	224	180	173	165	120	128	111	63	71	97
9522.XXX ¹⁾	C	254	247	239	190	224	180	173	165	120	128	165	63	71	150
9523.XXX	B	360	355	346	240	309	254	248	239	190	224	111	63	71	97
9524.XXX ¹⁾	B	360	355	346	240	309	254	248	239	190	224	165	63	71	150

¹⁾ Version .000 with slanted lid