

Enclosure systems

TS 8 baying systems

Height 1200 mm, depth 500 mm.....	75
Height 1400 mm, depth 500 mm.....	76
Height 1600 mm, depth 500 mm.....	77
Height 1800 mm, depth 400 mm.....	78
Height 1800 mm, depth 500 mm.....	79
Height 1800 mm, depth 600 mm.....	80
Height 2000 mm, depth 400 mm.....	81
Height 2000 mm, depth 500 mm.....	82
Height 2000 mm, depth 600 mm.....	83
Height 2000 mm, depth 800 mm.....	84
Height 2200 mm, depth 600 mm.....	85
Electronic enclosures.....	86
IP 66/NEMA 4.....	87
Distribution enclosures.....	88
Modular enclosures, height 2000 mm.....	89
Modular enclosures, height 2200 mm.....	90
Isolator enclosures.....	91
Busbar enclosures.....	92
EMC enclosures.....	93

System enclosures SE 8

Width 600 – 800 mm.....	94
Width 1000 – 1800 mm.....	95
IP 66/NEMA 4.....	96


TS 8 baying systems

System enclosures SE 8



Improved mounting plate

- Simple one-person assembly
- The mounting plate slides easily on slide rails with plastic skids; slide rails may also be used for interior installation
- Precise positioning of the mounting plate on a 25 mm pitch pattern



New type of Flex-Block base/plinth system

- Fast assembly by simply clipping together the base/plinth components
- The enclosure is easily transported, both when empty and fully configured, by removing the base/plinth trim panel
- Space-saving cable management in the base/plinth means more space for enclosure configuration



Comprehensive potential equalisation

- In standard enclosures, all panels and gland plates may be conductively connected to one another via assembly components



TS 8 baying systems



Versatile baying options

- Around corners, forwards, backwards, to the left or right or even upwards – the baying options are unlimited
- Baying connection technology for fast assembly and stable, permanent baying
- The transportation of bayed TS 8 enclosures is supported



Symmetrical frame

- Symmetrical layout supports access from all sides
- Identical system accessories in the width and depth for interior installation
- Accessible from all sides, thanks to the possibility of hinged side panels



Universal interior installation

- Two symmetrical levels with identical pitch patterns in the width and depth
- Interior installation with two mounting levels
- Up to 15% better space utilisation, thanks to consistent use of the outer mounting level
- Extensive system accessories tailored to the frame section for individual interior installation



System enclosures SE 8



Smart construction

- High stability thanks to a self-supporting, integral construction technique, with roof and sides from a single piece with roll-formed "frame"
- High protection category
- Sheet steel and stainless steel versions for almost every application area

Time-saving interior installation

- Identical mounting plate and compatibility with the TS 8 baying system for uniform engineering
- Minimal assembly work thanks to the roll-formed sides

Unlimited installation options

- Automatic potential equalisation
- Optimum cable entry
- Wide range of accessories with the TS 8 system platform
- Different base/plinth variants: Flex-Block, cable chamber or standard base/plinth in sheet steel or stainless steel



Baying systems TS 8



System accessories Page 613 **TS 8 stainless steel** Page 222 **TS 8 EMC-shielded** Page 93 **TS 8 IP 66/NEMA 4X** Page 87

Material and surface finish:

- Enclosure frame: Sheet steel, 1.5 mm, dipcoat-primed
- Roof: Sheet steel, 1.5 mm, dipcoat-primed, powder-coated on the outside, textured paint
- Door: Sheet steel, 2 mm, dipcoat-primed, powder-coated on the outside, textured paint
- Rear panel: Sheet steel, 1.5 mm, dipcoat-primed, powder-coated on the outside, textured paint
- Gland plates: Sheet steel, 1.5 mm, zinc-plated
- Mounting plate: Sheet steel, 3 mm, zinc-plated

Colour:

- RAL 7035

Protection category IP to IEC 60 529:

- IP 55

Protection category NEMA:

- NEMA 12

Supply includes:

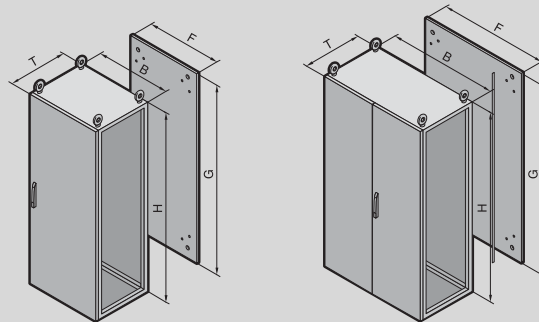
- Enclosure frame
 - Door(s)
 - R/h door hinge with single-door enclosures, may be swapped to opposite side
 - Roof plate
 - Rear panel
 - Gland plates
 - Mounting plate
 - 2 TS punched rails 18 x 38 mm
 - 4 eyebolts
 - Lock: 3 mm double-bit
- Please observe the product-specific scope of supply.

Note:

- Enclosure width 400 mm: Without tubular door frame, mounting plate, TS punched rails 18 x 38 mm and gland plates. Protection category IP 55 and NEMA 12 are not met.

Approvals:

- UL
- cUL
- CSA
- TÜV
- Norske Veritas
- Russian Maritime Register of Shipping
- Lloyds Register of Shipping
- Bureau Veritas



Baying systems TS 8

Height 1200 mm, depth 500 mm

Width (B) mm	Packs of	600	800	1200	Page
Height (H) mm		1200	1200	1200	
Depth (T) mm		500	500	500	
Mounting plate width (F) mm		499	699	1099	
Mounting plate height (G) mm		1096	1096	1096	
Model No.	1 pc(s).	8615.500	8815.500	8215.500	
Weight kg		74.5	92.1	140.0	
Product-specific scope of supply					
Door(s)		1	1	2	
Accessories					
Side panels, screw-fastened, sheet steel	2 pc(s).	8115.235	8115.235	8115.235	643
Divider panel		–	–	–	
Divider panel for module plates		–	–	–	
Glazed door		–	–	–	
Flex-Block corner pieces, 100 mm	4 pc(s).	8100.000	8100.000	8100.000	617
Flex-Block trim panels, 100 mm, solid		see page	see page	see page	617
Flex-Block corner pieces, 200 mm	4 pc(s).	8200.000	8200.000	8200.000	617
Flex-Block trim panels, 200 mm, solid		see page	see page	see page	617
Base/plinth components, front and rear, 100 mm	2 pc(s).	8601.600	8601.800	8601.200	619
Base/plinth trim panels, side, 100 mm	2 pc(s).	8601.050	8601.050	8601.050	620
Base/plinth components, front and rear, 200 mm	2 pc(s).	8602.600	8602.800	8602.200	619
Base/plinth trim panels, side, 200 mm	2 pc(s).	8602.050	8602.050	8602.050	620
Levelling feet	4 pc(s).	4612.000	4612.000	4612.000	628
Cable clamp rails	2 pc(s).	4191.000	4192.000	4196.000	783
C rails 30/15		see page	see page	see page	723
Section for cable entry, rear		8802.065	8802.085	8802.125	770
	Packs of	2 pc(s).	2 pc(s).	4 pc(s).	
Cable entry plates		8800.060	8800.080	8800.120	768
	Packs of	2 pc(s).	2 pc(s).	4 pc(s).	
Snap-on nut TS		see page	see page	see page	729
Mounting bars		see page	see page	see page	685
TS punched section with mounting flange, 17 x 73 mm		see page	see page	see page	717
TS punched section with mounting flange, 23 x 73 mm		see page	see page	see page	718
Wiring plan pockets of sheet steel		see page	see page	see page	688
180° hinges		see page	see page	see page	684
Door stay for escape routes	1 pc(s).	4583.500	4583.500	4583.500	688
Ride-up roller	10 pc(s).	4538.000	4538.000	4538.000	689
Cable duct for vertical TS section		see page	see page	see page	781
Cable duct for mounting plate		see page	see page	see page	782
Earth straps		see page	see page	see page	762
Mounting plate		–	–	–	
LED system light		see page	see page	see page	750
Comfort handle		see page	see page	see page	674

Baying systems TS 8

Height 1400 mm, depth 500 mm


Width (B) mm	Packs of	600	800	1200	Page
Height (H) mm		1400	1400	1400	
Depth (T) mm		500	500	500	
Mounting plate width (F) mm		499	699	1099	
Mounting plate height (G) mm		1296	1296	1296	
Model No.	1 pc(s).	8645.500	8845.500	8245.500	
Weight kg		86.0	107.5	163.5	
Product-specific scope of supply					
Door(s)		1	1	2	
Accessories					
Side panels, screw-fastened, sheet steel	2 pc(s).	8145.235	8145.235	8145.235	643
Divider panel		–	–	–	
Divider panel for module plates		–	–	–	
Glazed door		–	–	–	
Flex-Block corner pieces, 100 mm	4 pc(s).	8100.000	8100.000	8100.000	617
Flex-Block trim panels, 100 mm, solid		see page	see page	see page	617
Flex-Block corner pieces, 200 mm	4 pc(s).	8200.000	8200.000	8200.000	617
Flex-Block trim panels, 200 mm, solid		see page	see page	see page	617
Base/plinth components, front and rear, 100 mm	2 pc(s).	8601.600	8601.800	8601.200	619
Base/plinth trim panels, side, 100 mm	2 pc(s).	8601.050	8601.050	8601.050	620
Base/plinth components, front and rear, 200 mm	2 pc(s).	8602.600	8602.800	8602.200	619
Base/plinth trim panels, side, 200 mm	2 pc(s).	8602.050	8602.050	8602.050	620
Levelling feet	4 pc(s).	4612.000	4612.000	4612.000	628
Cable clamp rails	2 pc(s).	4191.000	4192.000	4196.000	783
C rails 30/15		see page	see page	see page	723
Section for cable entry, rear		8802.065	8802.085	8802.125	770
	Packs of	2 pc(s).	2 pc(s).	4 pc(s).	
Cable entry plates		8800.060	8800.080	8800.120	768
	Packs of	2 pc(s).	2 pc(s).	4 pc(s).	
Snap-on nut TS		see page	see page	see page	729
Mounting bars		see page	see page	see page	685
TS punched section with mounting flange, 17 x 73 mm		see page	see page	see page	717
TS punched section with mounting flange, 23 x 73 mm		see page	see page	see page	718
Wiring plan pockets of sheet steel		see page	see page	see page	688
180° hinges		see page	see page	see page	684
Door stay for escape routes	1 pc(s).	4583.500	4583.500	4583.500	688
Ride-up roller	10 pc(s).	4538.000	4538.000	4538.000	689
Cable duct for vertical TS section		see page	see page	see page	781
Cable duct for mounting plate		see page	see page	see page	782
Earth straps		see page	see page	see page	762
Mounting plate		–	–	–	
LED system light		see page	see page	see page	750
Comfort handle		see page	see page	see page	674

Baying systems TS 8

Height 1600 mm, depth 500 mm

Width (B) mm	Packs of	600	800	1200	Page
Height (H) mm		1600	1600	1600	
Depth (T) mm		500	500	500	
Mounting plate width (F) mm		499	699	1099	
Mounting plate height (G) mm		1496	1496	1496	
Model No.	1 pc(s).	8665.500	8865.500	8265.500	
Weight kg		100.0	103.0	159.3	
Product-specific scope of supply					
Door(s)		1	1	2	
Accessories					
Side panels, screw-fastened, sheet steel	2 pc(s).	8165.235	8165.235	8165.235	643
Divider panel		-	-	-	
Divider panel for module plates		-	-	-	
Glazed door		-	-	-	
Flex-Block corner pieces, 100 mm	4 pc(s).	8100.000	8100.000	8100.000	617
Flex-Block trim panels, 100 mm, solid		see page	see page	see page	617
Flex-Block corner pieces, 200 mm	4 pc(s).	8200.000	8200.000	8200.000	617
Flex-Block trim panels, 200 mm, solid		see page	see page	see page	617
Base/plinth components, front and rear, 100 mm	2 pc(s).	8601.600	8601.800	8601.200	619
Base/plinth trim panels, side, 100 mm	2 pc(s).	8601.050	8601.050	8601.050	620
Base/plinth components, front and rear, 200 mm	2 pc(s).	8602.600	8602.800	8602.200	619
Base/plinth trim panels, side, 200 mm	2 pc(s).	8602.050	8602.050	8602.050	620
Levelling feet	4 pc(s).	4612.000	4612.000	4612.000	628
Cable clamp rails	2 pc(s).	4191.000	4192.000	4196.000	783
C rails 30/15		see page	see page	see page	723
Section for cable entry, rear		8802.065	8802.085	8802.125	770
	Packs of	2 pc(s).	2 pc(s).	4 pc(s).	
Cable entry plates		8800.060	8800.080	8800.120	768
	Packs of	2 pc(s).	2 pc(s).	4 pc(s).	
Snap-on nut TS		see page	see page	see page	729
Mounting bars		see page	see page	see page	685
TS punched section with mounting flange, 17 x 73 mm		see page	see page	see page	717
TS punched section with mounting flange, 23 x 73 mm		see page	see page	see page	718
Wiring plan pockets of sheet steel		see page	see page	see page	688
180° hinges		see page	see page	see page	684
Door stay for escape routes	1 pc(s).	4583.500	4583.500	4583.500	688
Ride-up roller	10 pc(s).	4538.000	4538.000	4538.000	689
Cable duct for vertical TS section		see page	see page	see page	781
Cable duct for mounting plate		see page	see page	see page	782
Earth straps		see page	see page	see page	762
Mounting plate		-	-	-	
LED system light		see page	see page	see page	750
Comfort handle		see page	see page	see page	674

Accessories



TS punched section with mounting flange

see page 717

Baying systems TS 8

Height 1800 mm, depth 400 mm

Width (B) mm	Packs of	600	800	1000	1000	1200	Page
Height (H) mm		1800	1800	1800	1800	1800	
Depth (T) mm		400	400	400	400	400	
Mounting plate width (F) mm		499	699	899	899	1099	
Mounting plate height (G) mm		1696	1696	1696	1696	1696	
Model No.	1 pc(s).	8684.500	8884.500	8080.500	8084.500	8284.500	
Weight kg		91.3	113.5	140.0	136.4	170.6	
Product-specific scope of supply							
Door(s)		1	1	2	1	2	
Accessories							
Side panels, screw-fastened, sheet steel	2 pc(s).	8184.235	8184.235	8184.235	8184.235	8184.235	643
Divider panel	1 pc(s).	8609.840	8609.840	8609.840	8609.840	8609.840	647
Divider panel for module plates		–	–	–	–	–	
Glazed door	1 pc(s).	8610.685	8610.885	–	–	–	659
Flex-Block corner pieces, 100 mm	4 pc(s).	8100.000	8100.000	8100.000	8100.000	8100.000	617
Flex-Block trim panels, 100 mm, solid		see page	see page	see page	see page	see page	617
Flex-Block corner pieces, 200 mm	4 pc(s).	8200.000	8200.000	8200.000	8200.000	8200.000	617
Flex-Block trim panels, 200 mm, solid		see page	see page	see page	see page	see page	617
Base/plinth components, front and rear, 100 mm	2 pc(s).	8601.600	8601.800	8601.000	8601.000	8601.200	619
Base/plinth trim panels, side, 100 mm	2 pc(s).	8601.040	8601.040	8601.040	8601.040	8601.040	620
Base/plinth components, front and rear, 200 mm	2 pc(s).	8602.600	8602.800	8602.000	8602.000	8602.200	619
Base/plinth trim panels, side, 200 mm	2 pc(s).	8602.040	8602.040	8602.040	8602.040	8602.040	620
Levelling feet	4 pc(s).	4612.000	4612.000	4612.000	4612.000	4612.000	628
Cable clamp rails	2 pc(s).	4191.000	4192.000	4336.000	4336.000	4196.000	783
C rails 30/15	6 pc(s).	4944.000	4945.000	4946.000	4946.000	4947.000	723
Section for cable entry, rear		8802.065	8802.085	8802.105	8802.105	8802.125	770
	Packs of	2 pc(s).	2 pc(s).	4 pc(s).	4 pc(s).	4 pc(s).	
Cable entry plates		8800.060	8800.080	8800.100	8800.100	8800.120	768
	Packs of	2 pc(s).	2 pc(s).	4 pc(s).	4 pc(s).	4 pc(s).	
Snap-on nut TS		see page	see page	see page	see page	see page	729
Mounting bars	20 pc(s).	4596.000	see page	see page	see page	see page	685
TS punched section with mounting flange, 17 x 73 mm		see page	see page	see page	see page	see page	717
TS punched section with mounting flange, 23 x 73 mm	4 pc(s).	8612.560	8612.580	8612.500	8612.500	8612.520	718
Wiring plan pockets of sheet steel	1 pc(s).	see page	see page	see page	4124.000	see page	688
180° hinges		see page	see page	see page	see page	see page	684
Door stay for escape routes	1 pc(s).	4583.500	4583.500	4583.500	4583.500	4583.500	688
Ride-up roller	10 pc(s).	4538.000	4538.000	4538.000	4538.000	4538.000	689
Cable duct for vertical TS section		see page	see page	see page	see page	see page	781
Cable duct for mounting plate		see page	see page	see page	see page	see page	782
Earth straps		see page	see page	see page	see page	see page	762
Mounting plate		–	–	–	–	–	
LED system light		see page	see page	see page	see page	see page	750
Comfort handle		see page	see page	see page	see page	see page	674

Baying systems TS 8

Height 1800 mm, depth 500 mm

Width (B) mm	Packs of	400	600	800	800	1200	Page
Height (H) mm		1800	1800	1800	1800	1800	
Depth (T) mm		500	500	500	500	500	
Mounting plate width (F) mm		–	499	699	699	1099	
Mounting plate height (G) mm		–	1696	1696	1696	1696	
Model No.	1 pc(s).	8485.510	8685.500	8880.500	8885.500	8285.500	
Weight kg		49.2	93.8	122.5	115.8	173.3	
Product-specific scope of supply							
Door(s)		1	1	2	1	2	
Accessories							
Side panels, screw-fastened, sheet steel	2 pc(s).	8185.235	8185.235	8185.235	8185.235	8185.235	643
Divider panel	1 pc(s).	8609.850	8609.850	8609.850	8609.850	8609.850	647
Divider panel for module plates	1 pc(s).	8609.100	8609.100	8609.100	8609.100	8609.100	648
Glazed door	1 pc(s).	–	8610.685	–	8610.885	–	659
Flex-Block corner pieces, 100 mm	4 pc(s).	8100.000	8100.000	8100.000	8100.000	8100.000	617
Flex-Block trim panels, 100 mm, solid		see page	see page	see page	see page	see page	617
Flex-Block corner pieces, 200 mm	4 pc(s).	8200.000	8200.000	8200.000	8200.000	8200.000	617
Flex-Block trim panels, 200 mm, solid		see page	see page	see page	see page	see page	617
Base/plinth components, front and rear, 100 mm	2 pc(s).	8601.400	8601.600	8601.800	8601.800	8601.200	619
Base/plinth trim panels, side, 100 mm	2 pc(s).	8601.050	8601.050	8601.050	8601.050	8601.050	620
Base/plinth components, front and rear, 200 mm	2 pc(s).	8602.400	8602.600	8602.800	8602.800	8602.200	619
Base/plinth trim panels, side, 200 mm	2 pc(s).	8602.050	8602.050	8602.050	8602.050	8602.050	620
Levelling feet	4 pc(s).	4612.000	4612.000	4612.000	4612.000	4612.000	628
Cable clamp rails	2 pc(s).	4193.000	4191.000	4192.000	4192.000	4196.000	783
C rails 30/15	6 pc(s).	4943.000	see page	see page	see page	see page	723
Section for cable entry, rear		–	8802.065	8802.085	8802.085	8802.125	770
	Packs of	–	2 pc(s).	2 pc(s).	2 pc(s).	4 pc(s).	
Cable entry plates		–	8800.060	8800.080	8800.080	8800.120	768
	Packs of	–	2 pc(s).	2 pc(s).	2 pc(s).	4 pc(s).	
Snap-on nut TS		see page	see page	see page	see page	see page	729
Mounting bars		–	see page	see page	see page	see page	685
TS punched section with mounting flange, 17 x 73 mm		see page	see page	see page	see page	see page	717
TS punched section with mounting flange, 23 x 73 mm	4 pc(s).	8612.550	see page	see page	see page	see page	718
Wiring plan pockets of sheet steel	1 pc(s).	–	see page	4114.000	see page	see page	688
180° hinges		see page	see page	see page	see page	see page	684
Door stay for escape routes	1 pc(s).	–	4583.500	4583.500	4583.500	4583.500	688
Ride-up roller	10 pc(s).	4538.000	4538.000	4538.000	4538.000	4538.000	689
Cable duct for vertical TS section		see page	see page	see page	see page	see page	781
Cable duct for mounting plate		see page	see page	see page	see page	see page	782
Earth straps		see page	see page	see page	see page	see page	762
Mounting plate	1 pc(s).	8614.180	–	–	–	–	702
LED system light		see page	see page	see page	see page	see page	750
Comfort handle		see page	see page	see page	see page	see page	674



Baying systems TS 8

Height 1800 mm, depth 600 mm

Width (B) mm	Packs of	400	600	800	800	1200	Page
Height (H) mm		1800	1800	1800	1800	1800	
Depth (T) mm		600	600	600	600	600	
Mounting plate width (F) mm		–	499	699	699	1099	
Mounting plate height (G) mm		–	1696	1696	1696	1696	
Model No.	1 pc(s).	8486.510	8686.500	8881.500	8886.500	8286.500	
Weight kg		51.7	96.8	125.8	120.3	179.9	
Product-specific scope of supply							
2 support strips fitted in the enclosure depth		■	■	■	■	■	
Door(s)		1	1	2	1	2	
Accessories							
Side panels, screw-fastened, sheet steel	2 pc(s).	8186.235	8186.235	8186.235	8186.235	8186.235	643
Divider panel	1 pc(s).	8609.860	8609.860	8609.860	8609.860	8609.860	647
Divider panel for module plates	1 pc(s).	8609.110	8609.110	8609.110	8609.110	8609.110	648
Glazed door	1 pc(s).	–	8610.685	–	8610.885	–	659
Flex-Block corner pieces, 100 mm	4 pc(s).	8100.000	8100.000	8100.000	8100.000	8100.000	617
Flex-Block trim panels, 100 mm, solid	2 pc(s).	see page	8100.600	see page	see page	see page	617
Flex-Block corner pieces, 200 mm	4 pc(s).	8200.000	8200.000	8200.000	8200.000	8200.000	617
Flex-Block trim panels, 200 mm, solid	2 pc(s).	see page	8200.600	see page	see page	see page	617
Base/plinth components, front and rear, 100 mm	2 pc(s).	8601.400	8601.600	8601.800	8601.800	8601.200	619
Base/plinth trim panels, side, 100 mm	2 pc(s).	8601.060	8601.060	8601.060	8601.060	8601.060	620
Base/plinth components, front and rear, 200 mm	2 pc(s).	8602.400	8602.600	8602.800	8602.800	8602.200	619
Base/plinth trim panels, side, 200 mm	2 pc(s).	8602.060	8602.060	8602.060	8602.060	8602.060	620
Levelling feet	4 pc(s).	4612.000	4612.000	4612.000	4612.000	4612.000	628
Cable clamp rails	2 pc(s).	4193.000	4191.000	4192.000	4192.000	4196.000	783
C rails 30/15	6 pc(s).	4944.000	4944.000	see page	see page	see page	723
Section for cable entry, rear		–	8802.065	8802.085	8802.085	8802.125	770
	Packs of	–	2 pc(s).	2 pc(s).	2 pc(s).	4 pc(s).	
Cable entry plates		–	8800.060	8800.080	8800.080	8800.120	768
	Packs of	–	2 pc(s).	2 pc(s).	2 pc(s).	4 pc(s).	
Snap-on nut TS		see page	see page	see page	see page	see page	729
Mounting bars		–	see page	see page	see page	see page	685
TS punched section with mounting flange, 17 x 73 mm		see page	see page	see page	see page	see page	717
TS punched section with mounting flange, 23 x 73 mm	4 pc(s).	8612.560	8612.560	see page	see page	see page	718
Wiring plan pockets of sheet steel	1 pc(s).	–	see page	4114.000	see page	see page	688
180° hinges		see page	see page	see page	see page	see page	684
Door stay for escape routes	1 pc(s).	–	4583.500	4583.500	4583.500	4583.500	688
Ride-up roller	10 pc(s).	4538.000	4538.000	4538.000	4538.000	4538.000	689
Cable duct for vertical TS section		see page	see page	see page	see page	see page	781
Cable duct for mounting plate		see page	see page	see page	see page	see page	782
Earth straps		see page	see page	see page	see page	see page	762
Mounting plate	1 pc(s).	8614.180	–	–	–	–	702
LED system light		see page	see page	see page	see page	see page	750
Comfort handle		see page	see page	see page	see page	see page	674

Baying systems TS 8

Height 2000 mm, depth 400 mm

Width (B) mm	Packs of	600	800	1000	1200	Page
Height (H) mm		2000	2000	2000	2000	
Depth (T) mm		400	400	400	400	
Mounting plate width (F) mm		499	699	899	1099	
Mounting plate height (G) mm		1896	1896	1896	1896	
Model No.	1 pc(s).	8604.500	8804.500	8004.500	8204.500	
Weight kg		99.0	124.0	152.8	184.5	
Product-specific scope of supply						
Door(s)		1	1	2	2	
Accessories						
Side panels, screw-fastened, sheet steel	2 pc(s).	8104.235	8104.235	8104.235	8104.235	643
Divider panel	1 pc(s).	8609.040	8609.040	8609.040	8609.040	647
Divider panel for module plates		–	–	–	–	
Glazed door	1 pc(s).	8610.605	8610.805	–	–	659
Flex-Block corner pieces, 100 mm	4 pc(s).	8100.000	8100.000	8100.000	8100.000	617
Flex-Block trim panels, 100 mm, solid		see page	see page	see page	see page	617
Flex-Block corner pieces, 200 mm	4 pc(s).	8200.000	8200.000	8200.000	8200.000	617
Flex-Block trim panels, 200 mm, solid		see page	see page	see page	see page	617
Base/plinth components, front and rear, 100 mm	2 pc(s).	8601.600	8601.800	8601.000	8601.200	619
Base/plinth trim panels, side, 100 mm	2 pc(s).	8601.040	8601.040	8601.040	8601.040	620
Base/plinth components, front and rear, 200 mm	2 pc(s).	8602.600	8602.800	8602.000	8602.200	619
Base/plinth trim panels, side, 200 mm	2 pc(s).	8602.040	8602.040	8602.040	8602.040	620
Levelling feet	4 pc(s).	4612.000	4612.000	4612.000	4612.000	628
Cable clamp rails	2 pc(s).	4191.000	4192.000	4336.000	4196.000	783
C rails 30/15	6 pc(s).	4944.000	4945.000	4946.000	4947.000	723
Section for cable entry, rear		8802.065	8802.085	8802.105	8802.125	770
	Packs of	2 pc(s).	2 pc(s).	4 pc(s).	4 pc(s).	
Cable entry plates		8800.060	8800.080	8800.100	8800.120	768
	Packs of	2 pc(s).	2 pc(s).	4 pc(s).	4 pc(s).	
Snap-on nut TS		see page	see page	see page	see page	729
Mounting bars		see page	see page	see page	see page	685
TS punched section with mounting flange, 17 x 73 mm		see page	see page	see page	see page	717
TS punched section with mounting flange, 23 x 73 mm	4 pc(s).	8612.520	8612.580	8612.500	8612.520	718
Wiring plan pockets of sheet steel		see page	see page	see page	see page	688
180° hinges		see page	see page	see page	see page	684
Door stay for escape routes	1 pc(s).	4583.500	4583.500	4583.500	4583.500	688
Ride-up roller	10 pc(s).	4538.000	4538.000	4538.000	4538.000	689
Cable duct for vertical TS section		see page	see page	see page	see page	781
Cable duct for mounting plate		see page	see page	see page	see page	782
Earth straps		see page	see page	see page	see page	762
Mounting plate		–	–	–	–	
LED system light		see page	see page	see page	see page	750
Comfort handle		see page	see page	see page	see page	674

Accessories



Lock systems

see from page 674

Baying systems TS 8

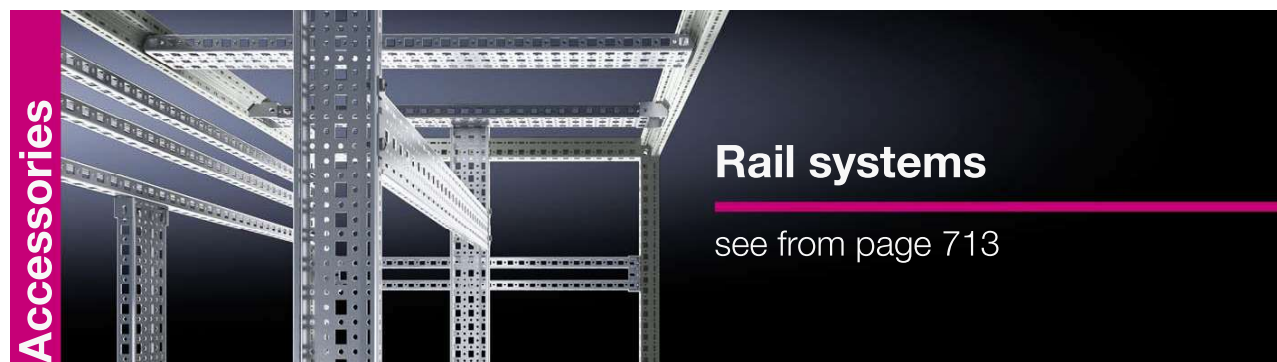
Height 2000 mm, depth 500 mm

Width (B) mm	Packs of	400	600	800	1000	1200	Page
Height (H) mm		2000	2000	2000	2000	2000	
Depth (T) mm		500	500	500	500	500	
Mounting plate width (F) mm		–	499	699	899	1099	
Mounting plate height (G) mm		–	1896	1896	1896	1896	
Model No.	1 pc(s).	8405.510	8605.500	8805.500	8005.500	8205.500	
Weight kg		60.7	101.3	126.3	157.1	190.6	
Product-specific scope of supply							
Door(s)		1	1	1	2	2	
Accessories							
Side panels, screw-fastened, sheet steel	2 pc(s).	8105.235	8105.235	8105.235	8105.235	8105.235	643
Divider panel	1 pc(s).	8609.050	8609.050	8609.050	8609.050	8609.050	647
Divider panel for module plates	1 pc(s).	8609.120	8609.120	8609.120	8609.120	8609.120	648
Glazed door	1 pc(s).	–	8610.605	8610.805	–	–	659
Flex-Block corner pieces, 100 mm	4 pc(s).	8100.000	8100.000	8100.000	8100.000	8100.000	617
Flex-Block trim panels, 100 mm, solid		see page	see page	see page	see page	see page	617
Flex-Block corner pieces, 200 mm	4 pc(s).	8200.000	8200.000	8200.000	8200.000	8200.000	617
Flex-Block trim panels, 200 mm, solid		see page	see page	see page	see page	see page	617
Base/plinth components, front and rear, 100 mm	2 pc(s).	8601.400	8601.600	8601.800	8601.000	8601.200	619
Base/plinth trim panels, side, 100 mm	2 pc(s).	8601.050	8601.050	8601.050	8601.050	8601.050	620
Base/plinth components, front and rear, 200 mm	2 pc(s).	8602.400	8602.600	8602.800	8602.000	8602.200	619
Base/plinth trim panels, side, 200 mm	2 pc(s).	8602.050	8602.050	8602.050	8602.050	8602.050	620
Levelling feet	4 pc(s).	4612.000	4612.000	4612.000	4612.000	4612.000	628
Cable clamp rails	2 pc(s).	4193.000	4191.000	4192.000	4336.000	4196.000	783
C rails 30/15	6 pc(s).	4943.000	see page	see page	see page	see page	723
Section for cable entry, rear		–	8802.065	8802.085	8802.105	8802.125	770
	Packs of	–	2 pc(s).	2 pc(s).	4 pc(s).	4 pc(s).	
Cable entry plates		–	8800.060	8800.080	8800.100	8800.120	768
	Packs of	–	2 pc(s).	2 pc(s).	4 pc(s).	4 pc(s).	
Snap-on nut TS		see page	see page	see page	see page	see page	729
Mounting bars		–	see page	see page	see page	see page	685
TS punched section with mounting flange, 17 x 73 mm		see page	see page	see page	see page	see page	717
TS punched section with mounting flange, 23 x 73 mm	4 pc(s).	8612.550	see page	see page	see page	see page	718
Wiring plan pockets of sheet steel		–	see page	see page	see page	see page	688
180° hinges		see page	see page	see page	see page	see page	684
Door stay for escape routes	1 pc(s).	–	4583.500	4583.500	4583.500	4583.500	688
Ride-up roller	10 pc(s).	4538.000	4538.000	4538.000	4538.000	4538.000	689
Cable duct for vertical TS section		see page	see page	see page	see page	see page	781
Cable duct for mounting plate		see page	see page	see page	see page	see page	782
Earth straps		see page	see page	see page	see page	see page	762
Mounting plate	1 pc(s).	8614.200	–	–	–	–	702
LED system light		see page	see page	see page	see page	see page	750
Comfort handle		see page	see page	see page	see page	see page	674

Baying systems TS 8

Height 2000 mm, depth 600 mm

Width (B) mm	Packs of	400	600	800	1000	1200	Page
Height (H) mm		2000	2000	2000	2000	2000	
Depth (T) mm		600	600	600	600	600	
Mounting plate width (F) mm		–	499	699	899	1099	
Mounting plate height (G) mm		–	1896	1896	1896	1896	
Model No.	1 pc(s).	8406.510	8606.500	8806.500	8006.500	8206.500	
Weight kg		55.7	104.0	130.5	161.2	194.6	
Product-specific scope of supply							
2 support strips fitted in the enclosure depth		■	■	■	■	■	
Door(s)		1	1	1	2	2	
Accessories							
Side panels, screw-fastened, sheet steel	2 pc(s).	8106.235	8106.235	8106.235	8106.235	8106.235	643
Divider panel	1 pc(s).	8609.060	8609.060	8609.060	8609.060	8609.060	647
Divider panel for module plates	1 pc(s).	8609.130	8609.130	8609.130	8609.130	8609.130	648
Glazed door	1 pc(s).	–	8610.605	8610.805	–	–	659
Flex-Block corner pieces, 100 mm	4 pc(s).	8100.000	8100.000	8100.000	8100.000	8100.000	617
Flex-Block trim panels, 100 mm, solid	2 pc(s).	see page	8100.600	see page	see page	see page	617
Flex-Block corner pieces, 200 mm	4 pc(s).	8200.000	8200.000	8200.000	8200.000	8200.000	617
Flex-Block trim panels, 200 mm, solid	2 pc(s).	see page	8200.600	see page	see page	see page	617
Base/plinth components, front and rear, 100 mm	2 pc(s).	8601.400	8601.600	see page	8601.000	8601.200	619
Base/plinth trim panels, side, 100 mm	2 pc(s).	8601.060	8601.060	see page	8601.060	8601.060	620
Base/plinth components, front and rear, 200 mm	2 pc(s).	8602.400	8602.600	8602.800	8602.000	8602.200	619
Base/plinth trim panels, side, 200 mm	2 pc(s).	8602.060	8602.060	see page	8602.060	8602.060	620
Levelling feet	4 pc(s).	4612.000	4612.000	4612.000	4612.000	4612.000	628
Cable clamp rails	2 pc(s).	4193.000	4191.000	4192.000	4336.000	4196.000	783
C rails 30/15	6 pc(s).	4944.000	4944.000	see page	see page	see page	723
Section for cable entry, rear		–	8802.065	8802.085	8802.105	8802.125	770
	Packs of	–	2 pc(s).	2 pc(s).	4 pc(s).	4 pc(s).	
Cable entry plates		–	8800.060	8800.080	8800.100	8800.120	768
	Packs of	–	2 pc(s).	2 pc(s).	4 pc(s).	4 pc(s).	
Snap-on nut TS		see page	see page	see page	see page	see page	729
Mounting bars		–	see page	see page	see page	see page	685
TS punched section with mounting flange, 17 x 73 mm		see page	see page	see page	see page	see page	717
TS punched section with mounting flange, 23 x 73 mm	4 pc(s).	8612.560	8612.560	see page	see page	see page	718
Wiring plan pockets of sheet steel		–	see page	see page	see page	see page	688
180° hinges		see page	see page	see page	see page	see page	684
Door stay for escape routes	1 pc(s).	–	4583.500	4583.500	4583.500	4583.500	688
Ride-up roller	10 pc(s).	4538.000	4538.000	4538.000	4538.000	4538.000	689
Cable duct for vertical TS section		see page	see page	see page	see page	see page	781
Cable duct for mounting plate		see page	see page	see page	see page	see page	782
Earth straps		see page	see page	see page	see page	see page	762
Mounting plate	1 pc(s).	8614.200	–	–	–	–	702
LED system light		see page	see page	see page	see page	see page	750
Comfort handle		see page	see page	see page	see page	see page	674



Baying systems TS 8

Height 2000 mm, depth 800 mm


Width (B) mm	Packs of	600	800	1200	Page
Height (H) mm		2000	2000	2000	
Depth (T) mm		800	800	800	
Mounting plate width (F) mm		499	699	1099	
Mounting plate height (G) mm		1896	1896	1896	
Model No.	1 pc(s).	8608.500	8808.500	8208.500	
Weight kg		111.3	137.0	203.0	
Product-specific scope of supply					
2 support strips fitted in the enclosure depth		■	■	■	
Door(s)		1	1	2	
Accessories					
Side panels, screw-fastened, sheet steel	2 pc(s).	8108.235	8108.235	8108.235	643
Divider panel	1 pc(s).	8609.080	8609.080	8609.080	647
Divider panel for module plates		–	–	–	
Glazed door	1 pc(s).	8610.605	8610.805	–	659
Flex-Block corner pieces, 100 mm	4 pc(s).	8100.000	8100.000	8100.000	617
Flex-Block trim panels, 100 mm, solid	2 pc(s).	see page	8100.800	see page	617
Flex-Block corner pieces, 200 mm	4 pc(s).	8200.000	8200.000	8200.000	617
Flex-Block trim panels, 200 mm, solid	2 pc(s).	see page	8200.800	see page	617
Base/plinth components, front and rear, 100 mm	2 pc(s).	8601.600	8601.800	8601.200	619
Base/plinth trim panels, side, 100 mm	2 pc(s).	8601.080	8601.080	8601.080	620
Base/plinth components, front and rear, 200 mm	2 pc(s).	8602.600	8602.800	8602.200	619
Base/plinth trim panels, side, 200 mm	2 pc(s).	8602.080	8602.080	8602.080	620
Levelling feet	4 pc(s).	4612.000	4612.000	4612.000	628
Cable clamp rails	2 pc(s).	4191.000	4192.000	4196.000	783
C rails 30/15	6 pc(s).	see page	4945.000	see page	723
Section for cable entry, rear		8802.065	8802.085	8802.125	770
	Packs of	2 pc(s).	2 pc(s).	4 pc(s).	
Cable entry plates		8800.060	8800.080	8800.120	768
	Packs of	2 pc(s).	2 pc(s).	4 pc(s).	
Snap-on nut TS		see page	see page	see page	729
Mounting bars		see page	see page	see page	685
TS punched section with mounting flange, 17 x 73 mm		see page	see page	see page	717
TS punched section with mounting flange, 23 x 73 mm	4 pc(s).	see page	8612.580	see page	718
Wiring plan pockets of sheet steel		see page	see page	see page	688
180° hinges		see page	see page	see page	684
Door stay for escape routes	1 pc(s).	4583.500	4583.500	4583.500	688
Ride-up roller	10 pc(s).	4538.000	4538.000	4538.000	689
Cable duct for vertical TS section		see page	see page	see page	781
Cable duct for mounting plate		see page	see page	see page	782
Earth straps		see page	see page	see page	762
Mounting plate		–	–	–	
LED system light		see page	see page	see page	750
Comfort handle		see page	see page	see page	674

Baying systems TS 8

Height 2200 mm, depth 600 mm

Width (B) mm	Packs of	600	800	1200	Page
Height (H) mm		2200	2200	2200	
Depth (T) mm		600	600	600	
Mounting plate width (F) mm		499	699	1099	
Mounting plate height (G) mm		2096	2096	2096	
Model No.	1 pc(s).	8626.500	8826.500	8226.500	
Weight kg		113.1	139.3	208.0	
Product-specific scope of supply					
2 support strips fitted in the enclosure depth		■	■	■	
Door(s)		1	1	2	
Accessories					
Side panels, screw-fastened, sheet steel	2 pc(s).	8126.235	8126.235	8126.235	643
Divider panel	1 pc(s).	8609.260	8609.260	8609.260	647
Divider panel for module plates		–	–	–	
Glazed door	1 pc(s).	8610.625	8610.825	–	659
Flex-Block corner pieces, 100 mm	4 pc(s).	8100.000	8100.000	8100.000	617
Flex-Block trim panels, 100 mm, solid	2 pc(s).	8100.600	see page	see page	617
Flex-Block corner pieces, 200 mm	4 pc(s).	8200.000	8200.000	8200.000	617
Flex-Block trim panels, 200 mm, solid	2 pc(s).	8200.600	see page	see page	617
Base/plinth components, front and rear, 100 mm	2 pc(s).	8601.600	8601.800	8601.200	619
Base/plinth trim panels, side, 100 mm	2 pc(s).	8601.060	8601.060	8601.060	620
Base/plinth components, front and rear, 200 mm	2 pc(s).	8602.600	8602.800	8602.200	619
Base/plinth trim panels, side, 200 mm	2 pc(s).	8602.060	8602.060	8602.060	620
Levelling feet	4 pc(s).	4612.000	4612.000	4612.000	628
Cable clamp rails	2 pc(s).	4191.000	4192.000	4196.000	783
C rails 30/15	6 pc(s).	4944.000	see page	see page	723
Section for cable entry, rear		8802.065	8802.085	8802.125	770
	Packs of	2 pc(s).	2 pc(s).	4 pc(s).	
Cable entry plates		8800.060	8800.080	8800.120	768
	Packs of	2 pc(s).	2 pc(s).	4 pc(s).	
Snap-on nut TS		see page	see page	see page	729
Mounting bars		see page	see page	see page	685
TS punched section with mounting flange, 17 x 73 mm		see page	see page	see page	717
TS punched section with mounting flange, 23 x 73 mm	4 pc(s).	8612.560	see page	see page	718
Wiring plan pockets of sheet steel		see page	see page	see page	688
180° hinges		see page	see page	see page	684
Door stay for escape routes	1 pc(s).	4583.500	4583.500	4583.500	688
Ride-up roller	10 pc(s).	4538.000	4538.000	4538.000	689
Cable duct for vertical TS section		see page	see page	see page	781
Cable duct for mounting plate		see page	see page	see page	782
Earth straps		see page	see page	see page	762
Mounting plate		–	–	–	
LED system light		see page	see page	see page	750
Comfort handle		see page	see page	see page	674

Accessories



Air duct system

see page 461

Baying systems TS 8



System accessories Page 613 **482.6 mm (19") installation accessories** Page 796 **482.6 mm (19") climate control** Page 404

Material and surface finish:

- Enclosure frame: Sheet steel, 1.5 mm, dipcoat-primed
- Roof: Sheet steel, 1.5 mm, dipcoat-primed, powder-coated on the outside, textured paint
- Front frame: Extruded aluminium section with die-cast corner pieces, powder-coated

- Rear door: Sheet steel, 2 mm, dipcoat-primed, powder-coated on the outside, textured paint
- Gland plates: Sheet steel, 1.5 mm, zinc-plated
- Adaptor sections: Aluminium

Colour:

- RAL 7035

Supply includes:

- Enclosure frame
- Front frame (r/h hinge, opening angle 130°, held on the left via mechanical snap fasteners)
- Rear door (r/h hinge, may be swapped to opposite side)
- Roof plate
- Adaptor sections, 482.6 mm (19") attachment level
- Gland plates
- 2 support strips fitted in the enclosure depth

Approvals:

- UL
- cUL

Electronic enclosures

Units U	Packs of	33	33	42	42	Page
Width mm		600	600	600	600	
Height mm		1600	1600	2000	2000	
Depth mm		600	800	600	800	
Model No.	1 pc(s).	8410.510	8418.510	8430.510	8438.510	
Weight kg		61.5	67.5	69.4	75.4	
Accessories						
Side panels, screw-fastened, sheet steel	2 pc(s).	8166.235	8168.235	8106.235	8108.235	643
Flex-Block corner pieces, 100 mm	4 pc(s).	8100.000	8100.000	8100.000	8100.000	617
Flex-Block trim panels, 100 mm, solid	2 pc(s).	8100.600	see page	8100.600	see page	617
Flex-Block corner pieces, 200 mm	4 pc(s).	8200.000	8200.000	8200.000	8200.000	617
Flex-Block trim panels, 200 mm, solid	2 pc(s).	8200.600	see page	8200.600	see page	617
Base/plinth components, front and rear, 100 mm	2 pc(s).	8601.600	8601.600	8601.600	8601.600	619
Base/plinth trim panels, side, 100 mm	2 pc(s).	8601.060	8601.080	8601.060	8601.080	620
Base/plinth components, front and rear, 200 mm	2 pc(s).	8602.600	8602.600	8602.600	8602.600	619
Base/plinth trim panels, side, 200 mm	2 pc(s).	8602.060	8602.080	8602.060	8602.080	620
Levelling feet	4 pc(s).	4612.000	4612.000	4612.000	4612.000	628
Cable clamp rails	2 pc(s).	4191.000	4191.000	4191.000	4191.000	783
C rails 30/15	6 pc(s).	4944.000	4944.000	4944.000	4944.000	723
Section for cable entry, rear	2 pc(s).	8802.065	8802.065	8802.065	8802.065	770
Adaptor sections, 482.6 mm (19")	2 pc(s).	8613.360	8613.360	8613.300	8613.300	802
LED system light		see page	see page	see page	see page	750
Comfort handle		see page	see page	see page	see page	674



System accessories Page 613 **Cable entry** Page 768

Material and surface finish:

- Enclosure frame: Sheet steel, 1.5 mm, dipcoat-primed and powder-coated, textured paint
- Roof: Sheet steel, 1.5 mm, dipcoat-primed and powder-coated, textured paint
- Door: Sheet steel, 2 mm, dipcoat-primed and powder-coated, textured paint
- Rear panel: Sheet steel, 1.5 mm, dipcoat-primed and powder-coated, textured paint
- Base: Sheet steel, 1.5 mm, dipcoat-primed and powder-coated, textured paint
- Mounting plate: Sheet steel, 3 mm, zinc-plated

Colour:

- RAL 7035

Protection category IP to IEC 60 529:

- IP 66

Protection category NEMA:

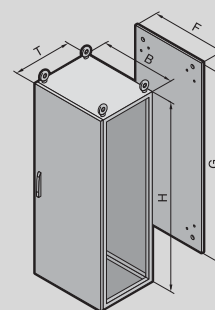
- NEMA 4

Supply includes:

- Enclosure frame
- Door
- Door hinged on the right, may be swapped to the left
- Roof plate
- Base, solid
- Rear panel
- Mounting plate
- 4 eyebolts
- Lock: 3 mm double-bit
- 2 TS punched rails 18 x 38 mm
- 2 support strips fitted in the enclosure depth
- Accessory kit for side panels for upgrading to IP 66

Approvals:

- UL
- cUL



IP 66/NEMA 4

Width (B) mm	Packs of	800	Page
Height (H) mm		2000	
Depth (T) mm		600	
Mounting plate width (F) mm		699	
Mounting plate height (G) mm		1896	
Model No.	1 pc(s).	8806.580	
Accessories			
Side panels, screw-fastened, sheet steel	2 pc(s).	8106.235	643
Quick-fit baying clamp, one-piece	6 pc(s).	8800.500	653
Baying clamp, horizontal	4 pc(s).	8800.400	653
Baying frame IP 66/NEMA 4, NEMA 4X	1 pc(s).	8700.010	644
Angular baying bracket	4 pc(s).	8800.430	655
Flex-Block corner pieces, 100 mm	4 pc(s).	8100.000	617
Flex-Block trim panels, 100 mm, solid	2 pc(s).	8100.800	617
Flex-Block corner pieces, 200 mm	4 pc(s).	8200.000	617
Flex-Block trim panels, 200 mm, solid	2 pc(s).	8200.800	617
Cable clamp rails	2 pc(s).	4192.000	783
Wiring plan pockets of sheet steel	1 pc(s).	4118.000	688
Cable duct for vertical TS section		see page	781
Cable duct for mounting plate		see page	782
LED system light		see page	750
Comfort handle		see page	674

Baying systems TS 8



System accessories Page 613 ISV assembly modules Page 381 TS enclosure (WxD 600 x 400/600 mm) Page 74

Material and surface finish:

- Enclosure frame: Sheet steel, 1.5 mm, dipcoat-primed
- Roof: Sheet steel, 1.5 mm, dipcoat-primed, powder-coated on the outside, textured paint
- Door: Sheet steel, 2 mm, dipcoat-primed, powder-coated on the outside, textured paint
- Rear panel: Sheet steel, 1.5 mm, dipcoat-primed, powder-coated on the outside, textured paint
- Gland plates: Sheet steel, 1.5 mm, zinc-plated

Colour:

- RAL 7035

Basis of test:

- IEC 61 439-1/-2

Protection category IP to IEC 60 529:

- IP 55

Protection category NEMA:

- NEMA 12

Supply includes:

- Enclosure frame with door(s)
- Three-piece gland plates
- Rear panel
- Roof plate
- 4 eyebolts
- Lock: 3 mm double-bit

Distribution enclosures

Width mm	Packs of	850	850	1100	1100	Page
Height mm		2000	2000	2000	2000	
Depth mm		400	600	400	600	
Model No.	1 pc(s).	9666.955	9666.915	9666.965	9666.925	
Weight kg		111.0	117.0	146.0	156.0	
Door(s)		1	1	2	2	
Also required						
Installation kit	1 pc(s).	9666.911	9666.911	9666.921	9666.921	380
Mounting angle	2 pc(s).	9666.712	9666.712	9666.712	9666.712	387
Depth stay	2 pc(s).	-	-	9666.731	9666.731	387
Accessories						
Side panels, screw-fastened, sheet steel	2 pc(s).	8104.235	8106.235	8104.235	8106.235	643
Base/plinth components, front and rear, 100 mm	2 pc(s).	8601.850	8601.850	8601.300	8601.300	619
Base/plinth trim panels, side, 100 mm	2 pc(s).	8601.040	8601.060	8601.040	8601.060	620
Base/plinth components, front and rear, 200 mm	2 pc(s).	8602.850	8602.850	8602.100	8602.100	619
Base/plinth trim panels, side, 200 mm	2 pc(s).	8602.040	8602.060	8602.040	8602.060	620
Levelling feet	4 pc(s).	4612.000	4612.000	4612.000	4612.000	628
Roof plates for cable entry gland	1 pc(s).	9665.953	9665.913	9665.963	9665.923	693
Cable entry glands		see page	see page	see page	see page	694
Angular baying bracket	4 pc(s).	8800.430	8800.430	8800.430	8800.430	655
Baying connector, external	6 pc(s).	8800.490	8800.490	8800.490	8800.490	654



System accessories Page 613 **Installation accessories for TS modular front design** Page 662 **Compartment configuration** Page 367

Material and surface finish:

- Enclosure frame: Sheet steel, 1.5 mm, dipcoat-primed
- Rear panel: Sheet steel, 1.5 mm, dipcoat-primed, powder-coated on the outside, textured paint
- Gland plates: Sheet steel, 1.5 mm, zinc-plated

Colour:

- RAL 7035

Basis of test:

- IEC 61 439-1/-2
- IEC 61 641

Protection category IP to IEC 60 529:

- Up to IP 54, depending on the panels

Supply includes:

- Enclosure frame
- Rear panel
- Three-piece gland plates
- 4 eyebolts

Height 2000 mm, modular enclosures

Width mm	Packs of	400	400	600	600	800	800	Page
Height mm		2000	2000	2000	2000	2000	2000	
Depth mm		600	800	600	800	600	800	
Model No.	1 pc(s).	9670.406	9670.408	9670.606	9670.608	9670.806	9670.808	
Weight kg		43.8	46.0	51.0	53.7	61.0	64.2	
Accessories								
Side panels, screw-fastened, sheet steel	2 pc(s).	8106.235	8108.235	8106.235	8108.235	8106.235	8108.235	643
Flex-Block corner pieces, 100 mm	4 pc(s).	8100.000	8100.000	8100.000	8100.000	8100.000	8100.000	617
Flex-Block trim panels, 100 mm, solid	2 pc(s).	see page	see page	8100.600	see page	see page	8100.800	617
Flex-Block corner pieces, 200 mm	4 pc(s).	8200.000	8200.000	8200.000	8200.000	8200.000	8200.000	617
Flex-Block trim panels, 200 mm, solid	2 pc(s).	see page	see page	8200.600	see page	see page	8200.800	617
Base/plinth components, front and rear, 100 mm	2 pc(s).	8601.400	8601.400	8601.600	8601.600	8601.800	8601.800	619
Base/plinth trim panels, side, 100 mm	2 pc(s).	8601.060	8601.080	8601.060	8601.080	8601.060	8601.080	620
Base/plinth components, front and rear, 200 mm	2 pc(s).	8602.400	8602.400	8602.600	8602.600	8602.800	8602.800	619
Base/plinth trim panels, side, 200 mm	2 pc(s).	8602.060	8602.080	8602.060	8602.080	8602.060	8602.080	620
Levelling feet	4 pc(s).	4612.000	4612.000	4612.000	4612.000	4612.000	4612.000	628
Angular baying bracket	4 pc(s).	8800.430	8800.430	8800.430	8800.430	8800.430	8800.430	655
Baying connector, external	6 pc(s).	8800.490	8800.490	8800.490	8800.490	8800.490	8800.490	654
Roof plates IP 55, solid	1 pc(s).	9671.646	9671.648	9671.666	9671.668	9671.686	9671.688	693
Roof plates IP 4X	1 pc(s).	9671.364	9671.384	9671.366	9671.386	9671.368	9671.388	693
Roof plates IP 2X with ventilation hole	1 pc(s).	9671.846	9671.848	9660.235	9659.525	9660.245	9659.535	693
Roof plates for cable entry gland	1 pc(s).	9671.546	9671.548	9665.903	9671.568	9671.586	9671.588	693
Partial doors		see page	see page	see page	see page	see page	see page	662
Front trim panels, top		see page	see page	see page	see page	see page	see page	663
Front trim panels IP 54, bottom		see page	see page	see page	see page	see page	see page	663
Front trim panels IP 2X, bottom	1 pc(s).	9672.354	9672.354	9672.356	9672.356	9672.358	9672.358	663

Baying systems TS 8

Height 2200 mm, modular enclosures

Width mm	Packs of	400	400	600	600	800	800	Page
Height mm		2200	2200	2200	2200	2200	2200	
Depth mm		600	800	600	800	600	800	
Model No.	1 pc(s).	9670.426	9670.428	9670.626	9670.628	9670.826	9670.828	
Weight kg		43.2	46.1	54.0	55.8	59.4	66.0	
Accessories								
Side panels, screw-fastened, sheet steel	2 pc(s).	8126.235	8128.235	8126.235	8128.235	8126.235	8128.235	643
Flex-Block corner pieces, 100 mm	4 pc(s).	8100.000	8100.000	8100.000	8100.000	8100.000	8100.000	617
Flex-Block trim panels, 100 mm, solid	2 pc(s).	see page	see page	8100.600	see page	see page	8100.800	617
Flex-Block corner pieces, 200 mm	4 pc(s).	8200.000	8200.000	8200.000	8200.000	8200.000	8200.000	617
Flex-Block trim panels, 200 mm, solid	2 pc(s).	see page	see page	8200.600	see page	see page	8200.800	617
Base/plinth components, front and rear, 100 mm	2 pc(s).	8601.400	8601.400	8601.600	8601.600	8601.800	8601.800	619
Base/plinth trim panels, side, 100 mm	2 pc(s).	8601.060	8601.080	8601.060	8601.080	8601.060	8601.080	620
Base/plinth components, front and rear, 200 mm	2 pc(s).	8602.400	8602.400	8602.600	8602.600	8602.800	8602.800	619
Base/plinth trim panels, side, 200 mm	2 pc(s).	8602.060	8602.080	8602.060	8602.080	8602.060	8602.080	620
Levelling feet	4 pc(s).	4612.000	4612.000	4612.000	4612.000	4612.000	4612.000	628
Angular baying bracket	4 pc(s).	8800.430	8800.430	8800.430	8800.430	8800.430	8800.430	655
Baying connector, external	6 pc(s).	8800.490	8800.490	8800.490	8800.490	8800.490	8800.490	654
Roof plates IP 55, solid	1 pc(s).	9671.646	9671.648	9671.666	9671.668	9671.686	9671.688	693
Roof plates IP 4X	1 pc(s).	9671.364	9671.384	9671.366	9671.386	9671.368	9671.388	693
Roof plates IP 2X with ventilation hole	1 pc(s).	9671.846	9671.848	9660.235	9659.525	9660.245	9659.535	693
Roof plates for cable entry gland	1 pc(s).	9671.546	9671.548	9665.903	9671.568	9671.586	9671.588	693
Partial doors		see page	see page	see page	see page	see page	see page	662
Front trim panels, top		see page	see page	see page	see page	see page	see page	663
Front trim panels IP 54, bottom		see page	see page	see page	see page	see page	see page	663
Front trim panels IP 2X, bottom	1 pc(s).	9672.354	9672.354	9672.356	9672.356	9672.358	9672.358	663



New

NH measurement module

see page 299



System accessories Page 613 **Compartment configuration** Page 367

Material and surface finish:

- Enclosure frame: Sheet steel, 1.5 mm, dipcoat-primed
- Roof: Sheet steel, 1.5 mm, zinc-plated
- Door: Sheet steel, 2 mm, dipcoat-primed, powder-coated on the outside, textured paint
- Rear panel: Sheet steel, 1.5 mm, dipcoat-primed, powder-coated on the outside, textured paint
- Gland plates: Sheet steel, 1.5 mm, zinc-plated
- Punched section without mounting flange: Sheet steel, zinc-plated

Colour:

- RAL 7035

Basis of test:

- IEC 61 439-1/-2
- IEC 61 641

Protection category IP to IEC 60 529:

- Up to IP 3X, depending on the panels

Supply includes:

- Enclosure frame with r/h door hinge, left side open
- Roof
- Rear panel
- Three-piece gland plates
- Lock: 3 mm double-bit
- 4 eyebolts
- Locating frame for disconnectors with fuses (brands ABB SlimLine/Jean Müller SASIL)

Fuse-switch-disconnector enclosures

Width mm	Packs of	1000	1200	1000	1200	Page
Height mm		2000	2000	2200	2200	
Depth mm		600	800	600	800	
Model No.	1 pc(s).	9670.005	9670.107	9670.025	9670.127	
Accessories						
Side panels, screw-fastened, sheet steel	2 pc(s).	8106.235	8108.235	8126.235	8128.235	643
Base/plinth components, front and rear, 100 mm	2 pc(s).	8601.000	8601.200	8601.000	8601.200	619
Base/plinth trim panels, side, 100 mm	2 pc(s).	8601.060	8601.080	8601.060	8601.080	620
Base/plinth components, front and rear, 200 mm	2 pc(s).	8602.000	8602.200	8602.000	8602.200	619
Base/plinth trim panels, side, 200 mm	2 pc(s).	8602.060	8602.080	8602.060	8602.080	620
Levelling feet	4 pc(s).	4612.000	4612.000	4612.000	4612.000	628
Angular baying bracket	4 pc(s).	8800.430	8800.430	8800.430	8800.430	655
Baying connector, external	6 pc(s).	8800.490	8800.490	8800.490	8800.490	654
Roof plates IP 2X with ventilation hole	1 pc(s).	9660.255	9659.555	9660.255	9659.555	693

Baying systems TS 8



System accessories Page 613 **Base/plinth** Page 616 **Compartment configuration** Page 367

Material and surface finish:

- Enclosure frame: Sheet steel, 1.5 mm, dipcoat-primed
- Roof: Sheet steel, 1.5 mm, dipcoat-primed, powder-coated on the outside, textured paint
- Front trim panel: Sheet steel, 1.5 mm, dipcoat-primed, powder-coated on the outside, textured paint
- Rear panel: Sheet steel, 1.5 mm, dipcoat-primed, powder-coated on the outside, textured paint
- Gland plate: Sheet steel, 1.5 mm, dipcoat-primed, powder-coated on the outside, textured paint

Colour:

- RAL 7035

Basis of test:

- IEC 61 439-1/-2
- IEC 61 641

Protection category IP to IEC 60 529:

- IP 55

Supply includes:

- Enclosure frame
- Front trim panel
- Roof
- Rear panel
- Gland plate

Note:

- The busbar enclosure is on one base/plinth together with the main enclosure, i.e. please select a base/plinth for the main enclosure which is 200 mm wider.

Busbar enclosures

Width mm	Packs of	200	200	200	Page
Height mm		2000	2200	2000	
Depth mm		600	600	800	
Model No.	1 pc(s).	9670.206	9670.226	9670.208	
Weight kg		34.0	36.6	37.5	
Accessories					
Side panels, screw-fastened, sheet steel	2 pc(s).	8106.235	8126.235	8108.235	643
Angular baying bracket	4 pc(s).	8800.430	8800.430	8800.430	655
Baying connector, external	6 pc(s).	8800.490	8800.490	8800.490	654
Coupling set mounting kit	1 pc(s).	9674.196	9674.196	9674.198	373



System accessories Page 613 **Baying systems TS 8** Page 74 **Baying system TS 8, stainless steel** Page 222

The large enclosures in the TS 8 series offer a good level of shielding across a broad frequency range, even in the standard version. For increased EMC requirements, Rittal offers the TS 8 enclosure in a version certified by the VDE with high RF attenuation.

Material and surface finish:

- Enclosure frame: Sheet steel, 1.5 mm, with aluminium zinc coating
- Roof: Sheet steel, 1.5 mm, with aluminium zinc coating, spray-finished on the outside and paint-free on the inside
- Door: Sheet steel, 2 mm, with aluminium zinc coating, spray-finished on the outside and paint-free on the inside
- Rear panel: Sheet steel, 1.5 mm, with aluminium zinc coating, spray-finished on the outside and paint-free on the inside
- Gland plates: Sheet steel, 1.5 mm, zinc-plated
- Mounting plate: Sheet steel, 3 mm, zinc-plated

Colour:

- RAL 7035

Protection category IP to IEC 60 529:

- IP 54

Supply includes:

- Enclosure frame
- Door(s)
- Door hinged on the right, may be swapped to the left
- Rear panel
- Roof plate
- Gland plates
- Mounting plate
- 4 eyebolts
- Lock: 3 mm double-bit
- 2 TS punched rails 18 x 38 mm
- 2 support strips fitted in the enclosure depth



Note:

- For bayed enclosures, the EMC baying seal is required

Approvals:

- UL
- cUL
- VDE

EMC enclosures

Width mm	Packs of	800	800	Page
Height mm		2000	2000	
Depth mm		600	800	
Model No.	1 pc(s).	8806.750	8808.750	
Weight kg		126.8	137.0	
Accessories				
EMC side panels	2 pc(s).	8106.750	8108.750	758
EMC baying seal	3 pc(s).	8800.690	8800.690	758
Divider panel	1 pc(s).	8609.060	8609.080	647
EMC divider panel seal	1 pc(s).	4348.000	4348.000	758
Flex-Block corner pieces, 100 mm	4 pc(s).	8100.000	8100.000	617
Flex-Block trim panels, 100 mm, solid	2 pc(s).	see page	8100.800	617
Flex-Block corner pieces, 200 mm	4 pc(s).	8200.000	8200.000	617
Flex-Block trim panels, 200 mm, solid	2 pc(s).	see page	8200.800	617
Rail	1 pc(s).	2388.850	2388.850	759
EMC shielding bracket		see page	see page	759
EMC shield bus		see page	see page	760
EMC gland plates	1 pc(s).	8800.680	8800.680	759
EMC earth clamps		see page	see page	760
EMC cable glands		see page	see page	760
Cable duct		see page	see page	781
LED system light		see page	see page	750
Earth straps		see page	see page	762
Earthing strap		see page	see page	762
Comfort handle		see page	see page	674

System enclosures SE 8



System accessories Page 613 **SE 8 stainless steel** Page 224 **Base/plinth** Page 624

The system enclosure is based on the TS 8 platform. System accessories for interior installation in the TS 8 design can be used without restrictions.

Material and surface finish:

- Enclosure: Sheet steel, 1.5 mm, dipcoat-primed, powder-coated on the outside, textured paint
- Door: Sheet steel, 2 mm, dipcoat-primed, powder-coated on the outside, textured paint
- Rear panel: Sheet steel, 1.5 mm, dipcoat-primed, powder-coated on the outside, textured paint

- Mounting plate: Sheet steel, 3 mm, zinc-plated
- Gland plates: Sheet steel, 1.5 mm, zinc-plated

Colour:

- RAL 7035

Protection category IP to IEC 60 529:

- IP 55

Protection category NEMA:

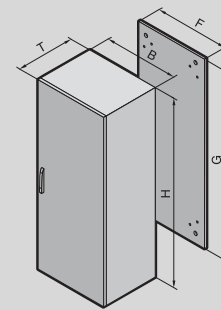
- NEMA 12

Supply includes:

- Enclosure, solid top and sides
 - Door(s)
 - R/h door hinge with single-door enclosures, may be swapped to opposite side
 - Mounting plate
 - Gland plates
 - Rear panel, detachable
 - Lock: 3 mm double-bit
 - 2 TS punched rails 18 x 38 mm
- Please observe the product-specific scope of supply.

Approvals:

- UL
- cUL



Width 600 – 800 mm

Width (B) mm	Packs of	600	800	800	800	800	Page
Height (H) mm		1800	1800	2000	2000	2000	
Depth (T) mm		400	400	400	500	600	
Mounting plate width (F) mm		499	699	699	699	699	
Mounting plate height (G) mm		1696	1696	1896	1896	1896	
Model No.	1 pc(s).	5830.500	5831.500	5832.500	5833.500	5834.500	
Weight kg		99.0	118.0	131.0	134.0	142.0	
Product-specific scope of supply							
Rear panel, one-piece		■	■	■	■	■	
Door(s)		1	1	1	1	1	
Accessories							
Levelling feet	4 pc(s).	4612.000	4612.000	4612.000	4612.000	4612.000	628
Eyebolts	4 pc(s).	4568.000	4568.000	4568.000	4568.000	4568.000	697
Cable entry plates	2 pc(s).	8800.060	8800.080	8800.080	8800.080	8800.080	768
Section for cable entry, rear	2 pc(s).	8802.065	8802.085	8802.085	8802.085	8802.085	770
Cable clamp rails	2 pc(s).	4191.000	4192.000	4192.000	4192.000	4192.000	783
C rails 30/15	6 pc(s).	4944.000	4945.000	4945.000	4945.000	4945.000	723
Wiring plan pockets of sheet steel		see page	see page	see page	see page	see page	688
180° hinges		see page	see page	see page	see page	see page	684
Earth straps		see page	see page	see page	see page	see page	762
TS punched rail 18 x 38 mm		see page	see page	see page	see page	see page	720
TS punched section with mounting flange, 23 x 73 mm	4 pc(s).	8612.560	8612.580	8612.580	8612.550	8612.560	718
Door stay for escape routes	1 pc(s).	4583.500	4583.500	4583.500	4583.500	4583.500	688
Adaptor bracket TS	6 pc(s).	8800.360	8800.360	8800.360	8800.360	8800.360	729
LED system light		see page	see page	see page	see page	see page	750
Comfort handle		see page	see page	see page	see page	see page	674

System enclosures SE 8

Width 1000 – 1800 mm

Width (B) mm	Packs of	1000	1200	1200	1200	1200	1600	1800	Page
Height (H) mm		1800	1800	2000	2000	2000	1800	2000	
Depth (T) mm		400	400	400	500	600	400	500	
Mounting plate width (F) mm		899	1099	1099	1099	1099	1499	1699	
Mounting plate height (G) mm		1696	1696	1896	1896	1896	1696	1896	
Model No.	1 pc(s).	5840.500	5841.500	5843.500	5844.500	5845.500	5842.500	5846.500	
Weight kg		145.0	175.0	193.0	195.0	210.0	222.0	273.0	
Product-specific scope of supply									
Rear panel, one-piece		■	■	■	■	■	-	-	
Rear panel, two-piece		-	-	-	-	-	■	■	
Door(s)		2	2	2	2	2	2	2	
Accessories									
Levelling feet	4 pc(s).	4612.000	4612.000	4612.000	4612.000	4612.000	4612.000	4612.000	628
Eyebolts	4 pc(s).	4568.000	4568.000	4568.000	4568.000	4568.000	4568.000	4568.000	697
Cable entry plates	4 pc(s).	8800.100	8800.120	8800.120	8800.120	8800.120	-	-	768
Section for cable entry, rear	4 pc(s).	8802.105	8802.125	8802.125	8802.125	8802.125	8802.165	-	770
Cable clamp rails	2 pc(s).	4336.000	4196.000	4196.000	4196.000	4196.000	4338.000	4339.000	783
C rails 30/15	6 pc(s).	4946.000	4947.000	4947.000	4947.000	4947.000	-	-	723
Wiring plan pockets of sheet steel	1 pc(s).	see page	see page	see page	see page	see page	see page	4123.000	688
180° hinges		see page	see page	see page	see page	see page	see page	see page	684
Earth straps		see page	see page	see page	see page	see page	see page	see page	762
TS punched rail 18 x 38 mm	4 pc(s).	8612.240	8612.240	8612.240	8612.250	8612.260	8612.240	8612.250	720
TS punched section with mounting flange, 23 x 73 mm	4 pc(s).	8612.500	8612.520	8612.520	see page	see page	-	8612.550	718
Door stay for escape routes	1 pc(s).	4583.500	4583.500	4583.500	4583.500	4583.500	4583.500	4583.500	688
Adaptor bracket TS	6 pc(s).	8800.360	8800.360	8800.360	8800.360	8800.360	8800.360	8800.360	729
LED system light		see page	see page	see page	see page	see page	see page	see page	750
Comfort handle		see page	see page	see page	see page	see page	see page	see page	674

Accessories



Lock systems

see from page 674

System enclosures SE 8



System accessories Page 613 **SE 8 stainless steel** Page 224 **Base/plinth** Page 624

The system enclosure is based on the TS 8 platform. System accessories for interior installation in the TS 8 design can be used without restrictions.

Material and surface finish:

- Enclosure: Sheet steel, 1.5 mm, dipcoat-primed, powder-coated on the outside, textured paint
- Door: Sheet steel, 2 mm, dipcoat-primed, powder-coated on the outside, textured paint
- Rear panel: Sheet steel, 1.5 mm, dipcoat-primed, powder-coated on the outside, textured paint

- Mounting plate: Sheet steel, 3 mm, zinc-plated
- Base: Sheet steel, 1.5 mm, dipcoat-primed and powder-coated, textured paint

Colour:

- RAL 7035

Protection category IP to IEC 60 529:

- IP 66

Protection category NEMA:

- NEMA 4

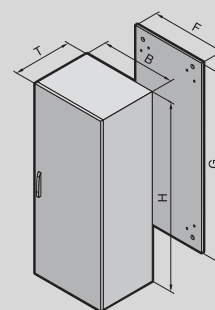
Supply includes:

- Enclosure, solid top and sides
- Door(s)

- Door hinged on the right, may be swapped to the left
- Mounting plate
- Base, solid
- Rear panel, detachable
- Lock: 3 mm double-bit
- 2 TS punched rails 18 x 38 mm

Approvals:

- UL
- cUL



IP 66/NEMA 4

Width (B) mm	Packs of	600	800	800	Page
Height (H) mm		1800	1800	2000	
Depth (T) mm		400	400	600	
Mounting plate width (F) mm		499	699	699	
Mounting plate height (G) mm		1696	1696	1896	
Model No.	1 pc(s).	5830.580	5831.580	5834.580	
Weight kg		97.5	119.8	143.3	
Door(s)		1	1	1	
Accessories					
Base/plinth components, front and rear, 100 mm	2 pc(s).	8601.600	8601.800	8601.800	619
Base/plinth trim panels, side, 100 mm	2 pc(s).	8601.040	8601.040	8601.060	620
Base/plinth components, front and rear, 200 mm	2 pc(s).	8602.600	8602.800	8602.800	619
Base/plinth trim panels, side, 200 mm	2 pc(s).	8602.040	8602.040	8602.060	620
Eyebolts	4 pc(s).	4568.000	4568.000	4568.000	697
Cable clamp rails	2 pc(s).	4191.000	4192.000	4192.000	783
C rails 30/15	6 pc(s).	4944.000	4945.000	4945.000	723
Wiring plan pockets of sheet steel		see page	see page	see page	688
180° hinges		see page	see page	see page	684
Earth straps		see page	see page	see page	762
TS punched sections without mounting flanges, 45 x 88 mm	2 pc(s).	8612.660	8612.680	see page	719
TS punched rail 25 x 38 mm	2 pc(s).	8612.760	8612.780	see page	719
TS punched rail 18 x 38 mm		see page	see page	see page	720
TS punched section with mounting flange, 23 x 73 mm	4 pc(s).	8612.560	8612.580	see page	718
Door stay for escape routes	1 pc(s).	4583.500	4583.500	4583.500	688
Adaptor bracket TS	6 pc(s).	8800.360	8800.360	8800.360	729
LED system light		see page	see page	see page	750
Comfort handle		see page	see page	see page	674