



Signal converter with Manual-Auto switch 24 V AC/DC, 3-way separation input: 0-10 V, 0/4-20 mA output: 0-10 V, 0/4-20 mA Spring-type terminal (push-in)

<b>product brand name</b>	SIRIUS
<b>product category</b>	Signal converter
<b>product designation</b>	multi-range converters
<b>design of the product</b>	active, switchable, with manual/automatic switching and setting potentiometer
<b>product type designation</b>	3RS70
<b>General technical data</b>	
<b>display version LED</b>	Yes
<b>number of channels</b>	1
<b>consumed active power</b>	0.5 W
insulation voltage for overvoltage category III according to IEC 60664 with degree of pollution 3 rated value	50 V
<b>surge voltage resistance rated value</b>	4 000 V
<b>protection class IP</b>	IP20
shock resistance according to IEC 60068-2-27	sinusoidal half-wave 15g / 11 ms
vibration resistance according to IEC 60068-2-6	6 ... 150 Hz: 2 g
<b>reference code according to IEC 81346-2</b>	T
<b>Substance Prohibitance (Date)</b>	03/25/2015
<b>Supply voltage</b>	
<b>supply voltage at AC</b>	
• at 50 Hz rated value	24 V
• at 60 Hz rated value	24 V
<b>supply voltage at DC rated value</b>	24 V
supply voltage frequency rated value	60 ... 50 Hz
<b>operating range factor supply voltage rated value</b>	
• at AC at 50 Hz	0.8 ... 1.1
• at AC at 60 Hz	0.8 ... 1.1
• at DC	0.8 ... 1.1
<b>Precision</b>	
<b>relative metering precision</b>	0.1 %
<b>relative linearity deviation</b>	0.05 %
<b>temperature drift per °C</b>	0.015 %/°C
<b>voltage ripple maximum</b>	20 mV
<b>limit frequency</b>	30 Hz
<b>settling time for 1 % deviation</b>	17 ms
<b>rise time</b>	6 ms
<b>Main circuit</b>	
<b>type of voltage</b>	AC/DC
<b>Inputs/ Outputs</b>	

<b>input voltage</b>	30 V
<b>property of the output short-circuit proof</b>	Yes
<b>type of signal at input</b>	0 ... 10 V, 0 ... 20 mA, 4 ... 20 mA
<b>type of signal at output</b>	0 ... 10 V, 0 ... 20 mA, 4 ... 20 mA
<b>input impedance of current input maximum</b>	100 Ω
<b>input impedance of voltage input minimum</b>	330 kΩ
<b>output load</b>	
• at voltage output minimum	2 kΩ
• at the current output maximum	500 Ω
<b>Electromagnetic compatibility</b>	
EMC emitted interference according to IEC 60947-1	Environment B
EMC immunity according to IEC 60947-1	corresponds to degree of severity 3
<b>conducted interference</b>	
• due to burst according to IEC 61000-4-4	1 kV 5/50 ns
• due to conductor-conductor surge according to IEC 61000-4-5	1 kV
<b>field-based interference according to IEC 61000-4-3</b>	10 V/m
<b>electrostatic discharge according to IEC 61000-4-2</b>	6 kV contact discharge / 8 kV air discharge
<b>Galvanic isolation</b>	
<b>design of the electrical isolation</b>	3 paths
<b>galvanic isolation</b>	
• between input and output	Yes
• between the outputs	No
• between the inputs	No
• between the voltage supply and other circuits	Yes
<b>Connections/ Terminals</b>	
<b>type of electrical connection</b>	spring-loaded terminals
<b>type of connectable conductor cross-sections</b>	
• solid	1x (0.25 ... 2.5 mm <sup>2</sup> )
• finely stranded with core end processing	1x (0.25 ... 1.5 mm <sup>2</sup> )
• finely stranded without core end processing	1x (0.25 ... 2.5 mm <sup>2</sup> )
• at AWG cables solid	1 x (20 ... 14)
• at AWG cables stranded	1x (20 ... 14)
<b>connectable conductor cross-section</b>	
• solid	0.25 ... 2.5 mm <sup>2</sup>
• finely stranded with core end processing	0.25 ... 1.5 mm <sup>2</sup>
• finely stranded without core end processing	0.25 ... 2.5 mm <sup>2</sup>
<b>AWG number as coded connectable conductor cross section</b>	
• solid	20 ... 14
• stranded	20 ... 14
<b>Installation/ mounting/ dimensions</b>	
<b>mounting position</b>	any
<b>fastening method</b>	snap-on mounting
<b>height</b>	93 mm
<b>width</b>	17.5 mm
<b>depth</b>	75 mm
<b>required spacing</b>	
• with side-by-side mounting	
— forwards	0 mm
— backwards	0 mm
— upwards	0 mm
— downwards	0 mm
— at the side	0 mm
• for grounded parts	
— forwards	0 mm
— backwards	0 mm
— upwards	0 mm
— at the side	0 mm
— downwards	0 mm

- for live parts
  - forwards 0 mm
  - backwards 0 mm
  - upwards 0 mm
  - downwards 0 mm
  - at the side 0 mm

#### Ambient conditions

installation altitude at height above sea level maximum	2 000 m
<b>ambient temperature</b>	
• during operation	-25 ... +60 °C
• during storage	-40 ... +80 °C
• during transport	-40 ... +80 °C
relative humidity during operation	10 ... 95 %

#### Certificates/ approvals

General Product Approval	Declaration of Conformity	Test Certificates
 <a href="#">Confirmation</a>		  EG-Konf. <a href="#">Type Test Certificates/Test Report</a>

#### Marine / Shipping other



[Confirmation](#)

#### Further information

**Information- and Downloadcenter (Catalogs, Brochures,...)**

<https://www.siemens.com/ic10>

**Industry Mall (Online ordering system)**

<https://mall.industry.siemens.com/mall/en/en/Catalog/product?mlfb=3RS7025-2FE00>

**Cax online generator**

<http://support.automation.siemens.com/WW/CAXorder/default.aspx?lang=en&mlfb=3RS7025-2FE00>

**Service&Support (Manuals, Certificates, Characteristics, FAQs,...)**

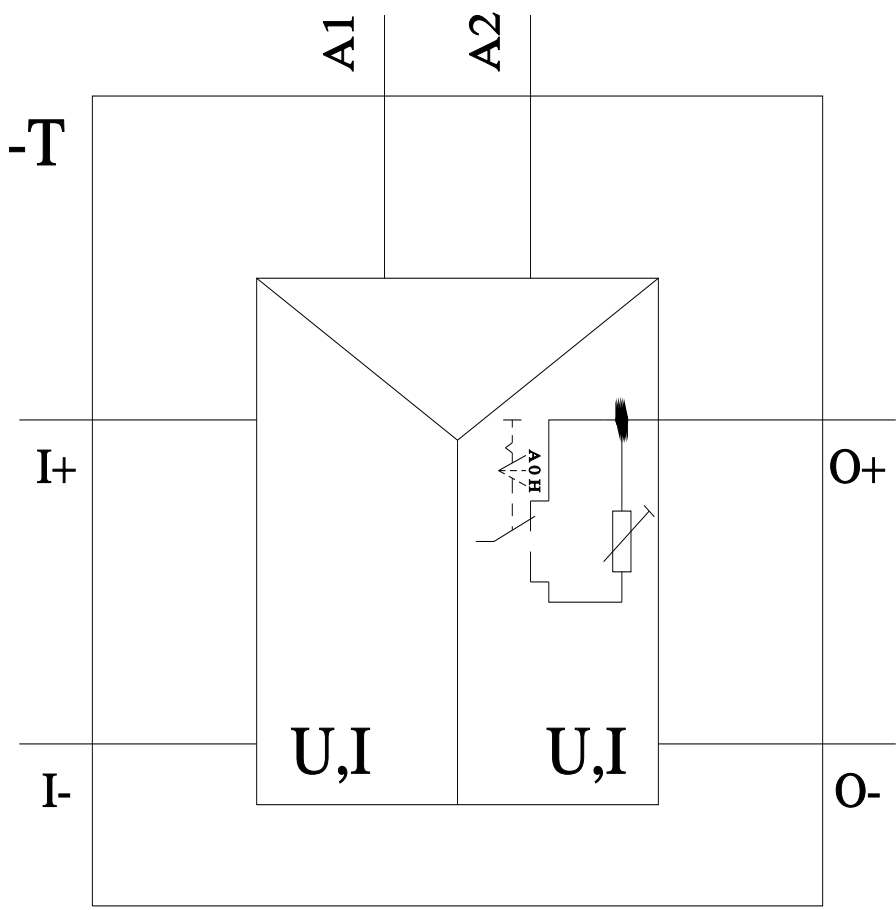
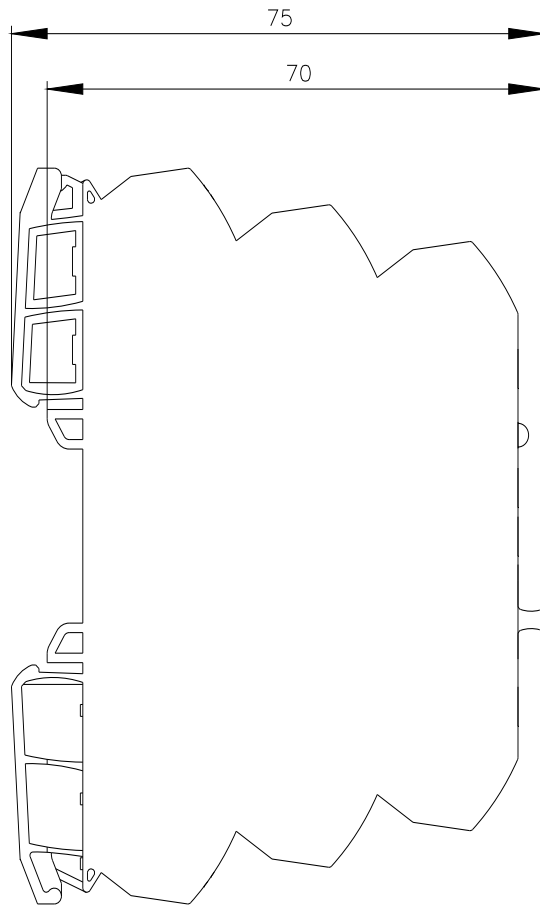
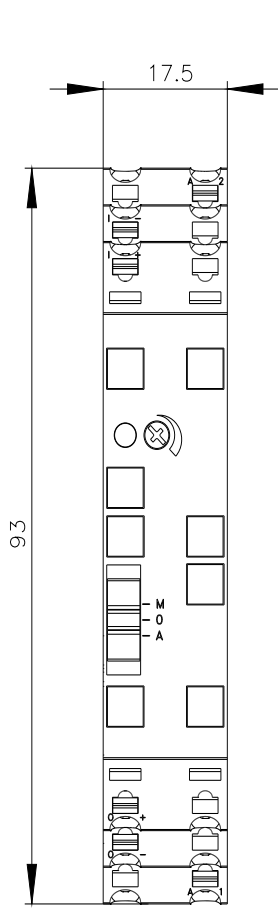
<https://support.industry.siemens.com/cs/ww/en/ps/3RS7025-2FE00>

**Image database (product images, 2D dimension drawings, 3D models, device circuit diagrams, EPLAN macros, ...)**

[http://www.automation.siemens.com/bilddb/cax\\_de.aspx?mlfb=3RS7025-2FE00&lang=en](http://www.automation.siemens.com/bilddb/cax_de.aspx?mlfb=3RS7025-2FE00&lang=en)

**Characteristic: Derating**

<https://support.industry.siemens.com/cs/ww/en/ps/3RS7025-2FE00/manual>



last modified:

12/23/2020

